

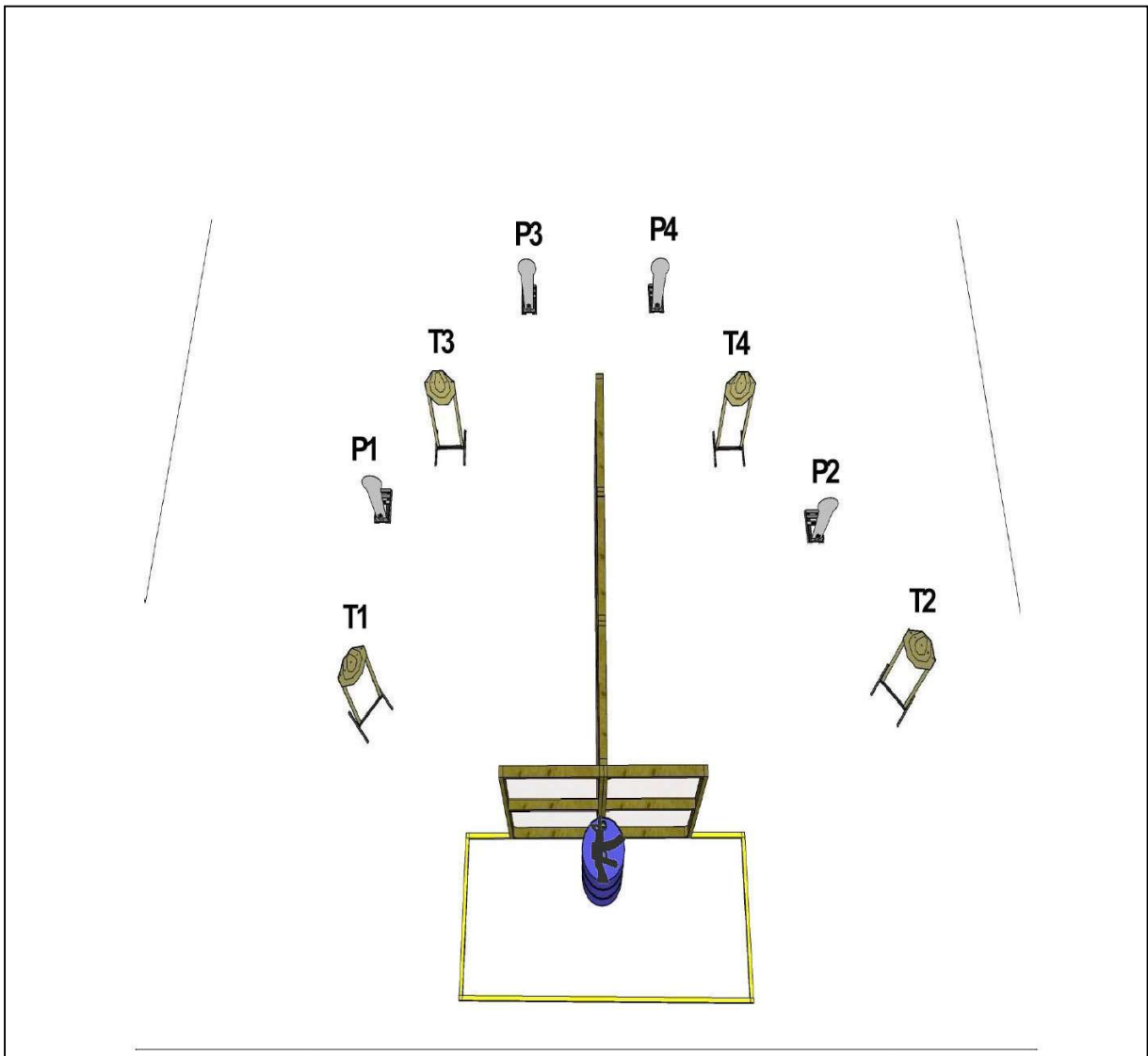


I ETAPA DO III CAMPEONATO BRASILEIRO DE IPSC

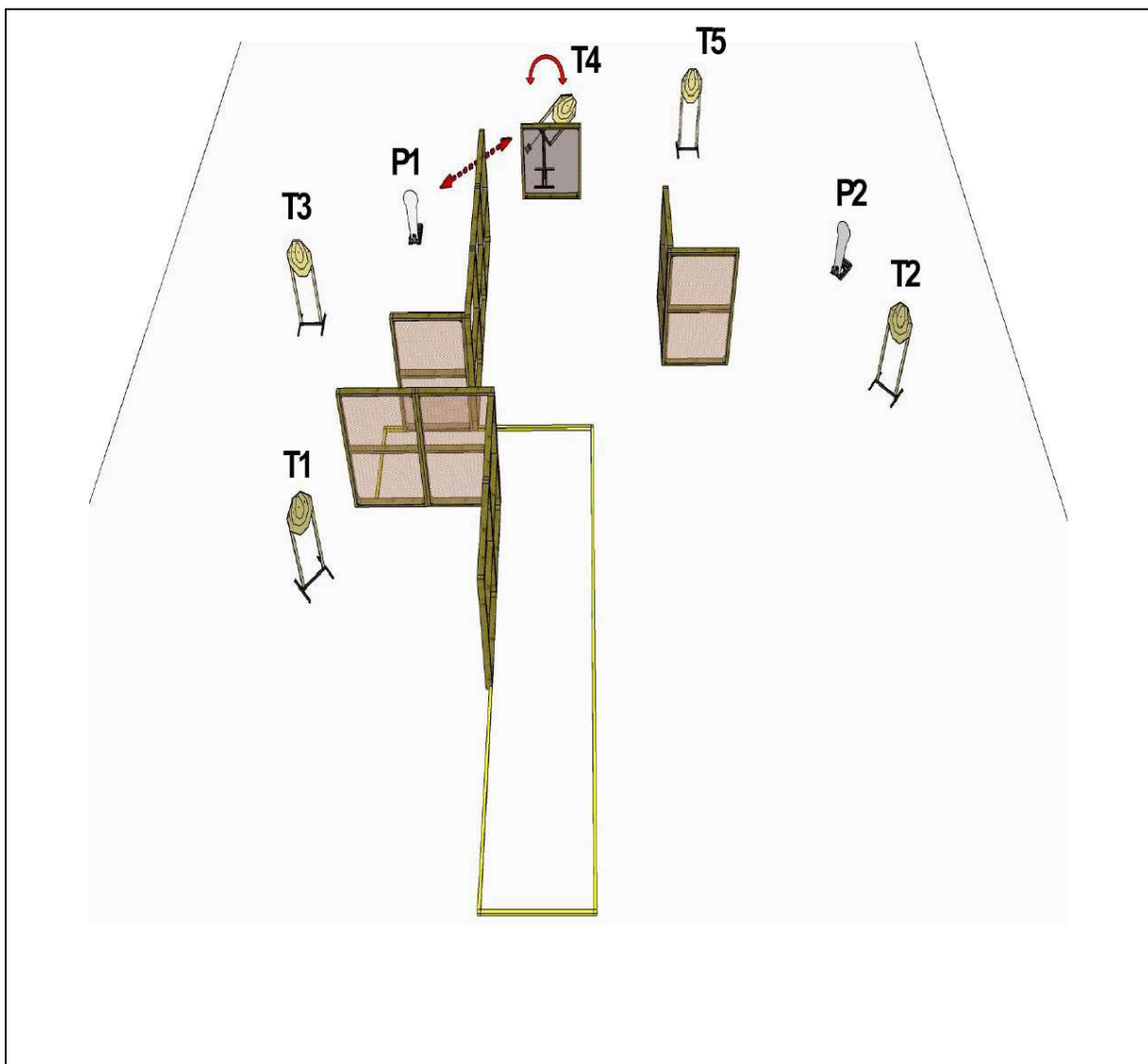
PCC 2021

STAGES

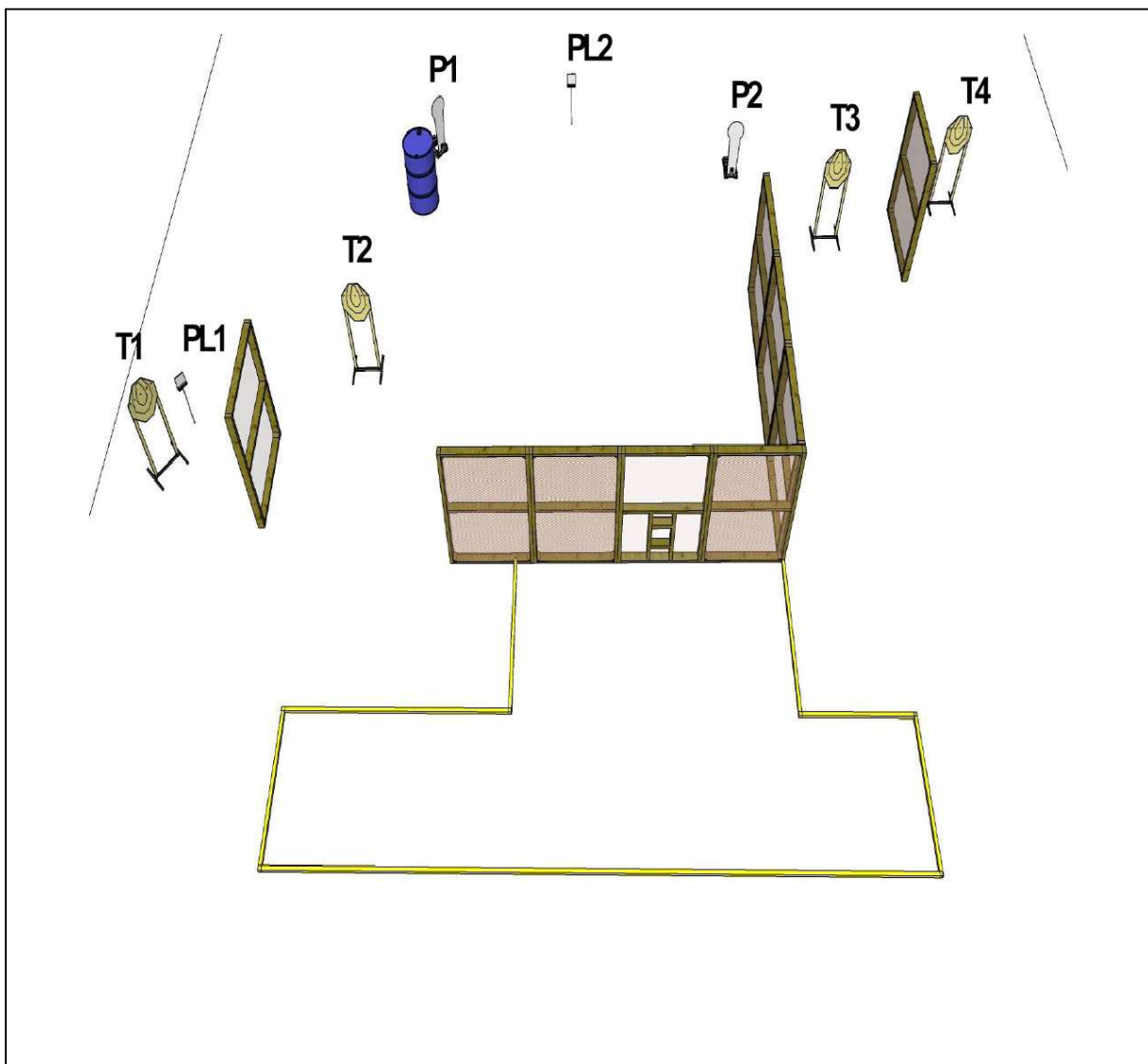
STAGE 01	Short Course	12	4,29%
STAGE 02	Short Course	12	4,29%
STAGE 03	Short Course	12	4,29%
STAGE 04	Long Course	30	10,71%
STAGE 05	Medium Course	24	8,57%
STAGE 06	Medium Course	23	8,21%
STAGE 07	Short Course	12	4,29%
STAGE 08	Medium Course	22	7,85%
STAGE 09	Medium Course	24	8,57%
STAGE 10	Short Course	12	4,29%
STAGE 11	Short Course	11	3,93%
STAGE 12	Medium Course	22	7,85%
STAGE 13	Short Course	12	4,29%
STAGE 14	Short Course	12	4,29%
STAGE 15	Short Course	10	3,57%
STAGE 16	Long Course	30	10,71%
TOTAL		280	100%



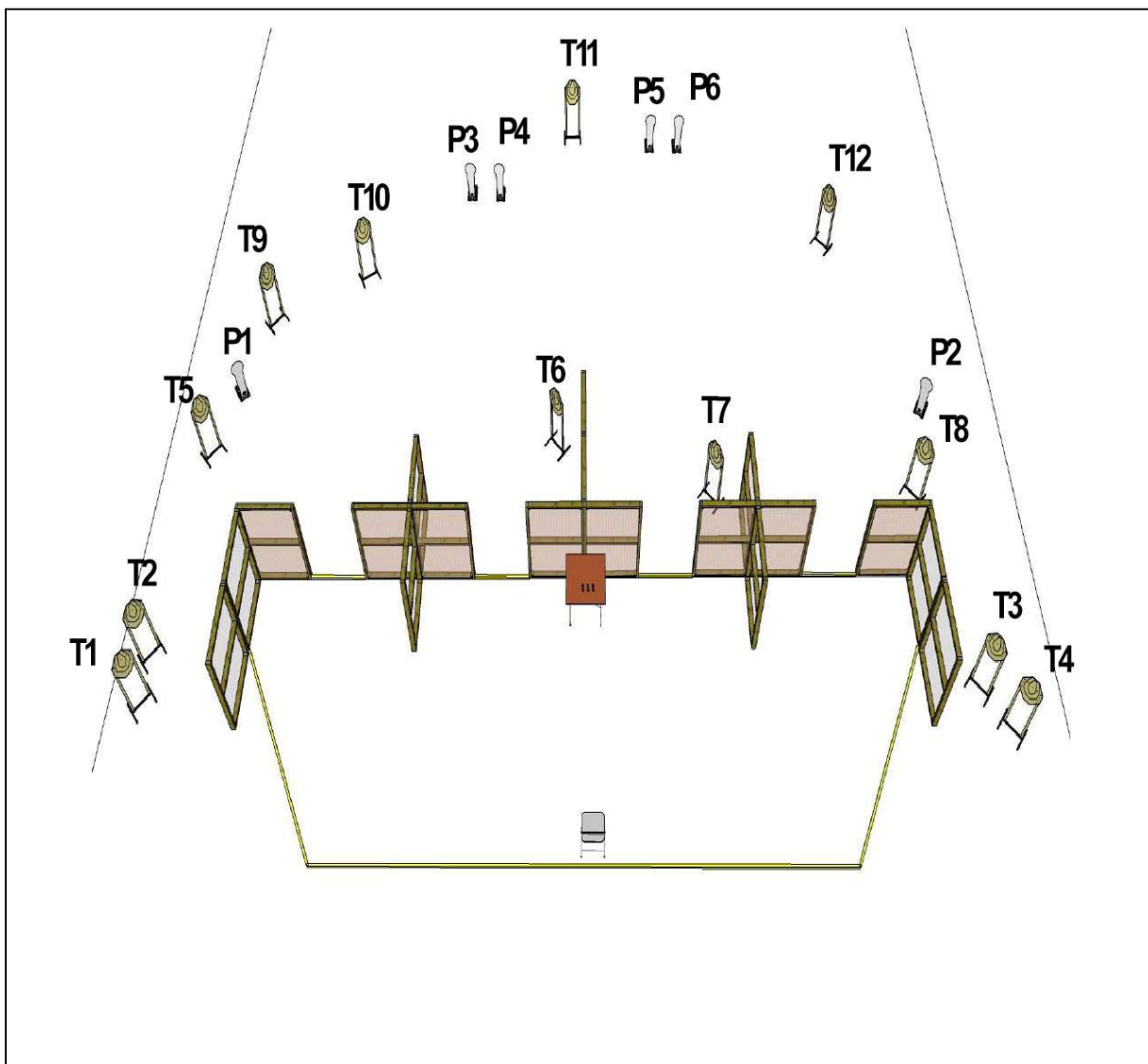
COF	Short Course				STAGE 1
Targets	IPSC Targets	IPSC Mini-Targets	IPSC Poppers	IPSC Mini-Poppers	IPSC Metal Plates
	4	-	-	4	-
Minimum number of rounds	12		Max points	60	
The Firearm Ready Condition	Loaded (Option 1), placed on the mark				
Start Position	Standing anywhere in area				
Start Signal	Audible signal				
Procedure	At the start signal engage targets				
Remarks	Weak shoulder only				



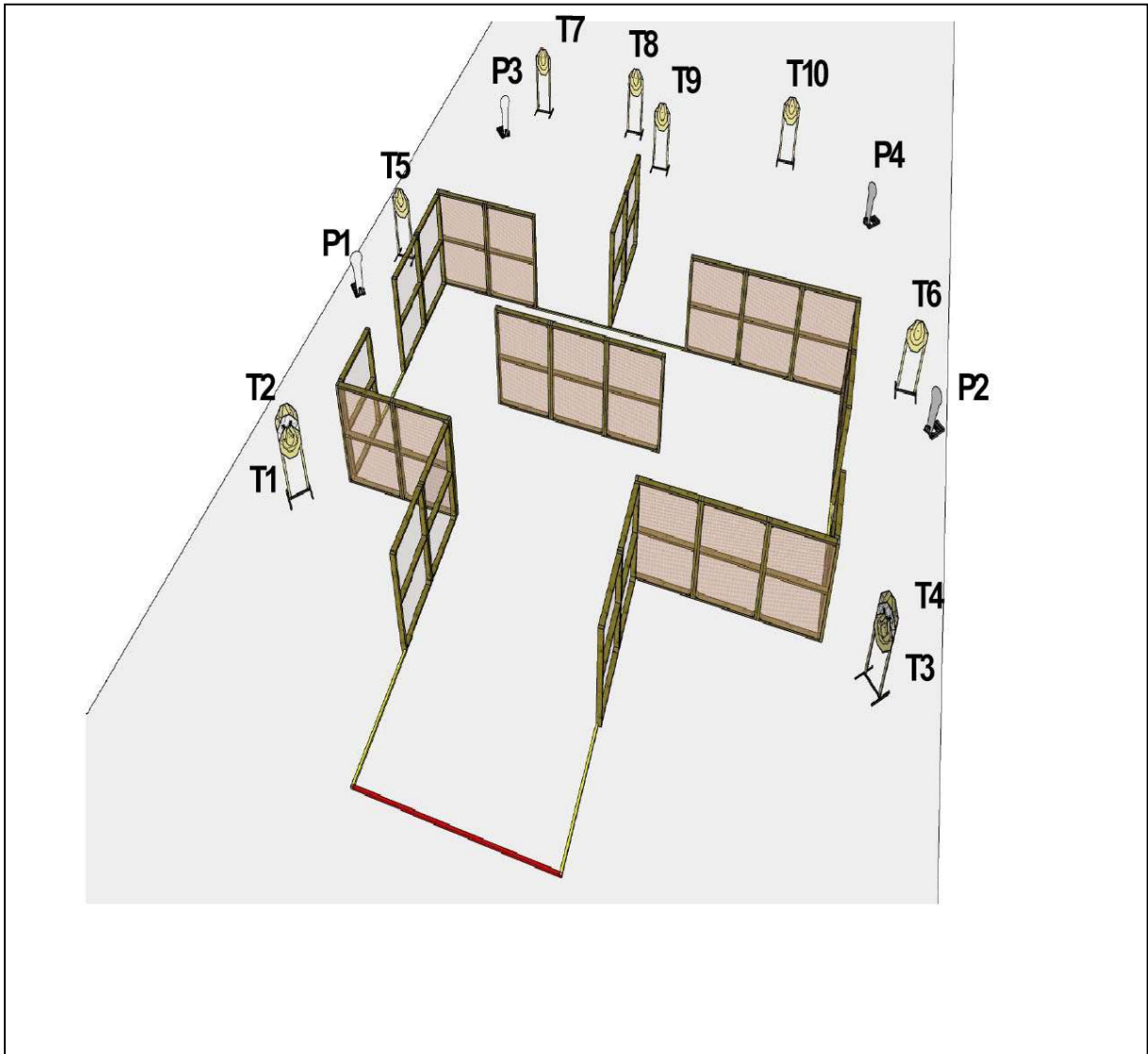
COF	Short Course				STAGE 2
Targets	IPSC Targets	IPSC Mini-Targets	IPSC Poppers	IPSC Mini-Poppers	IPSC Metal Plates
	5	-	-	2	-
Minimum number of rounds	12		Max points	60	
The Firearm Ready Condition	Loaded (Option 1)				
Start Position	Standing anywhere in area				
Start Signal	Audible signal				
Procedure	At the start signal engage targets				
Remarks	IPSC popper P1 activates moving target T4 as indicated. Target stays visible.				



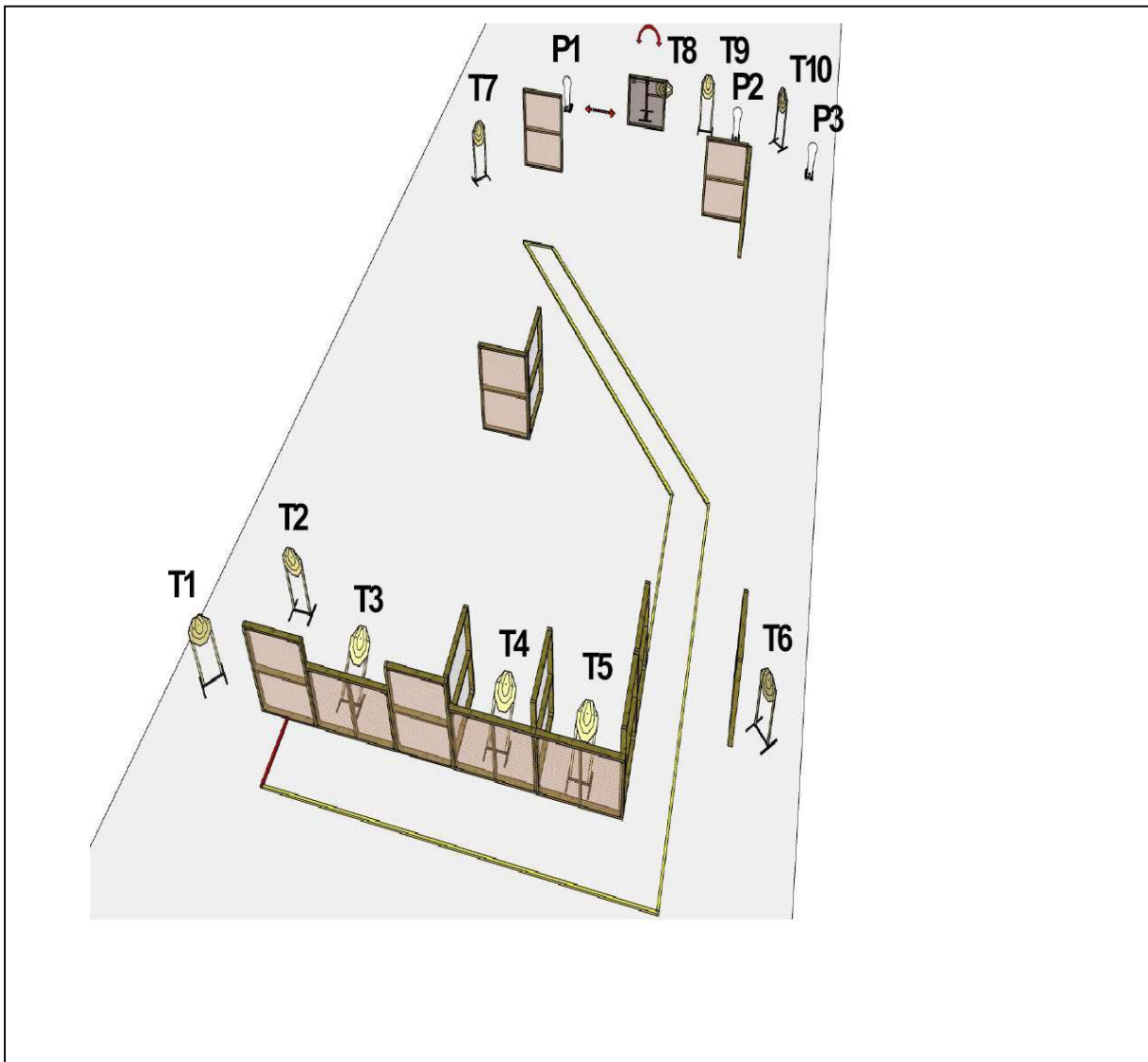
COF	Short Course				STAGE 3
Targets	IPSC Targets	IPSC Mini-Targets	IPSC Poppers	IPSC Mini-Poppers	IPSC Metal Plates
	4	-	-	2	2
Minimum number of rounds	12		Max points	60	
The Firearm Ready Condition	Loaded (Option 1)				
Start Position	Standing anywhere in area				
Start Signal	Audible signal				
Procedure	At the start signal engage targets				
Remarks					



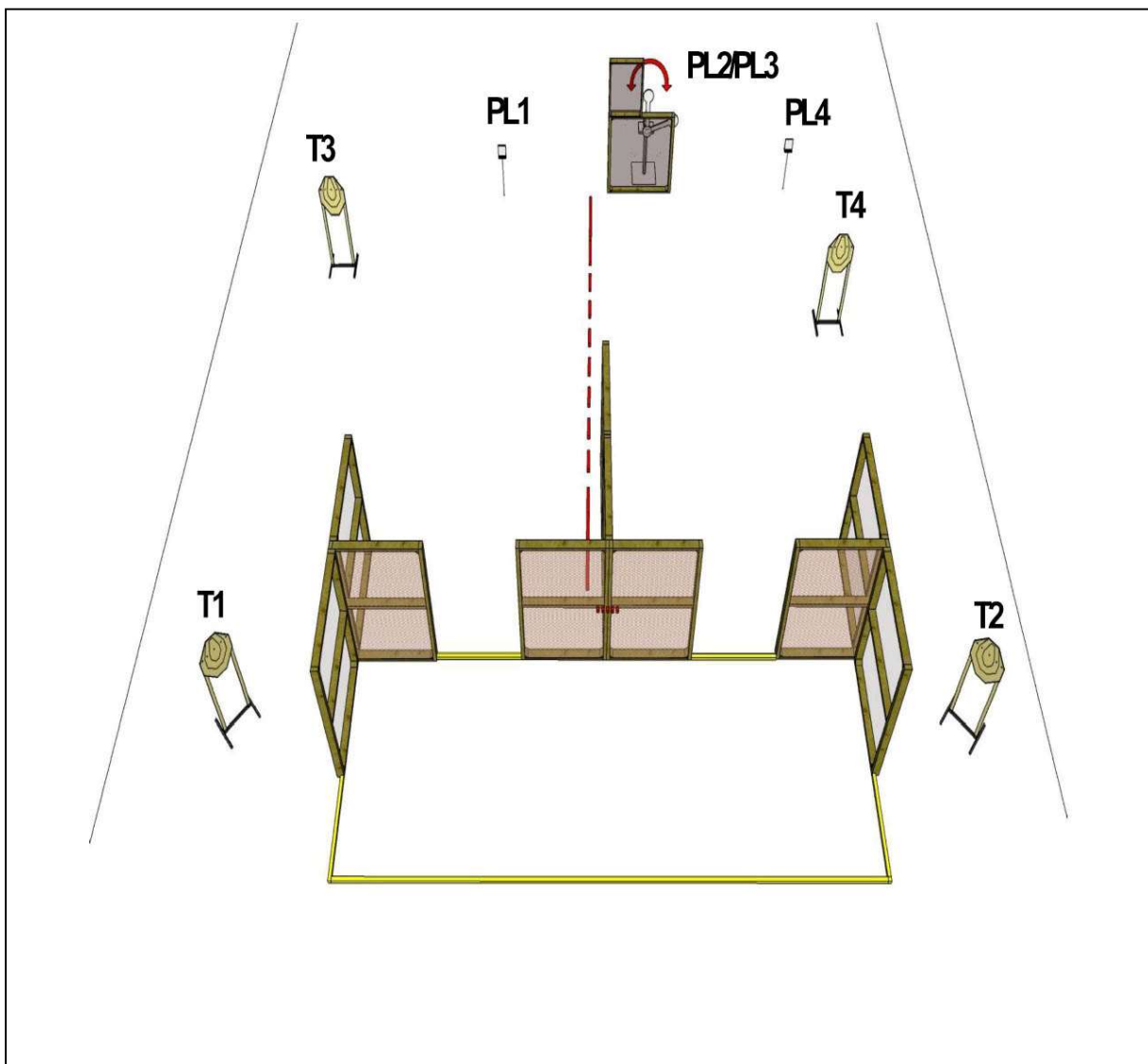
COF	Long Course				STAGE 4
Targets	IPSC Targets	IPSC Mini-Targets	IPSC Poppers	IPSC Mini-Poppers	IPSC Metal Plates
	12	-	-	6	-
Minimum number of rounds	30		Max points	150	
The Firearm Ready Condition Start Position	Unloaded (Option 3), all magazines on the table Sitting on the chair, firearm held in both hands, stock touching the competitor at hip level, barrel parallel to the ground, trigger guard downwards, muzzle pointing downrange with the fingers outside the trigger guard, as demonstrated by RO				
Start Signal Procedure	Audible signal At the start signal engage targets				
Remarks					



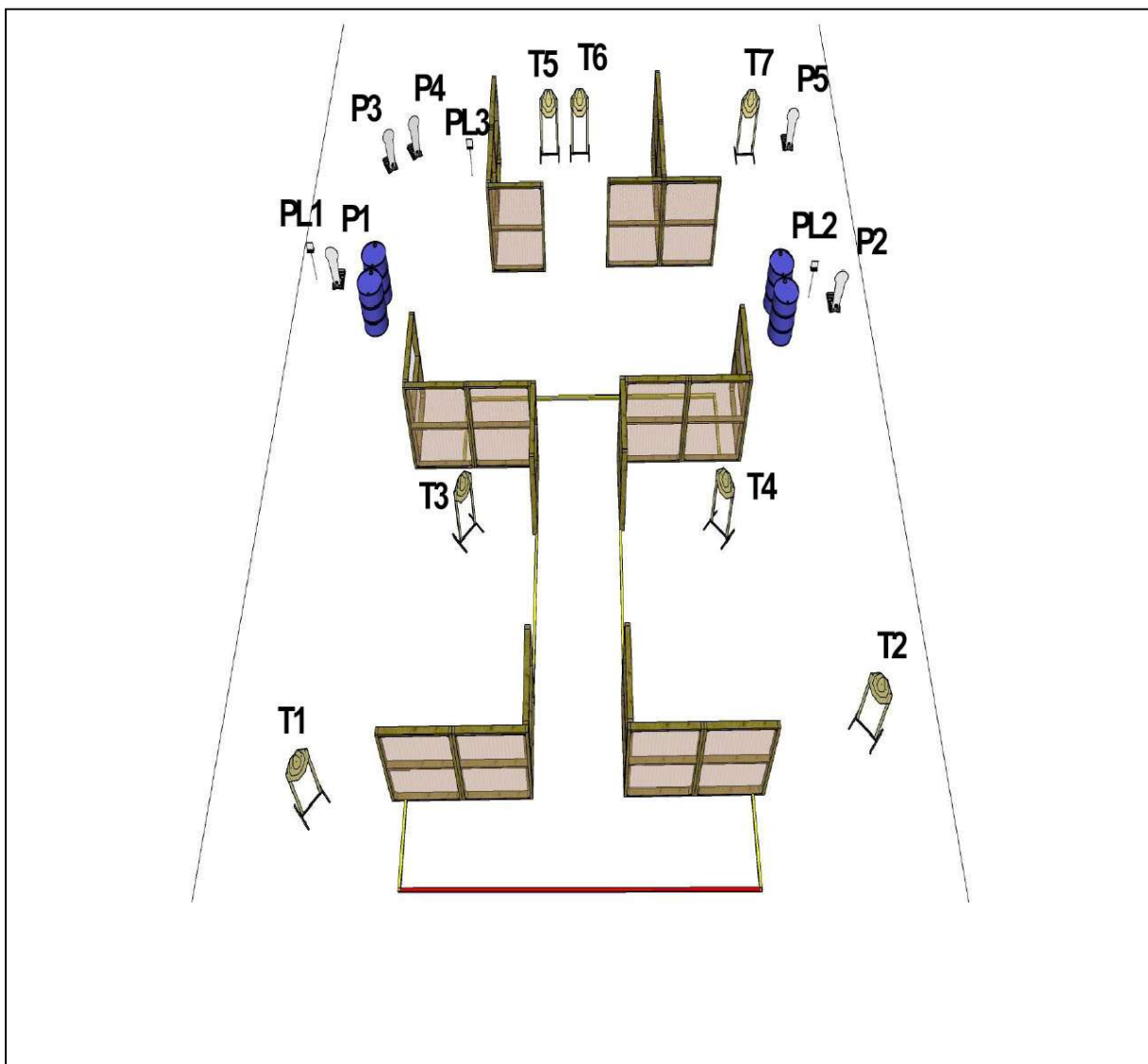
COF	Medium Course				STAGE 5
Targets	IPSC Targets	IPSC Mini-Targets	IPSC Poppers	IPSC Mini-Poppers	IPSC Metal Plates
	10	-	-	4	-
Minimum number of rounds	24		Max points	120	
The Firearm Ready Condition	Loaded (Option 1)				
Start Position	Standing in area on mark				
Start Signal	Audible signal				
Procedure	At the start signal engage targets				
Remarks					



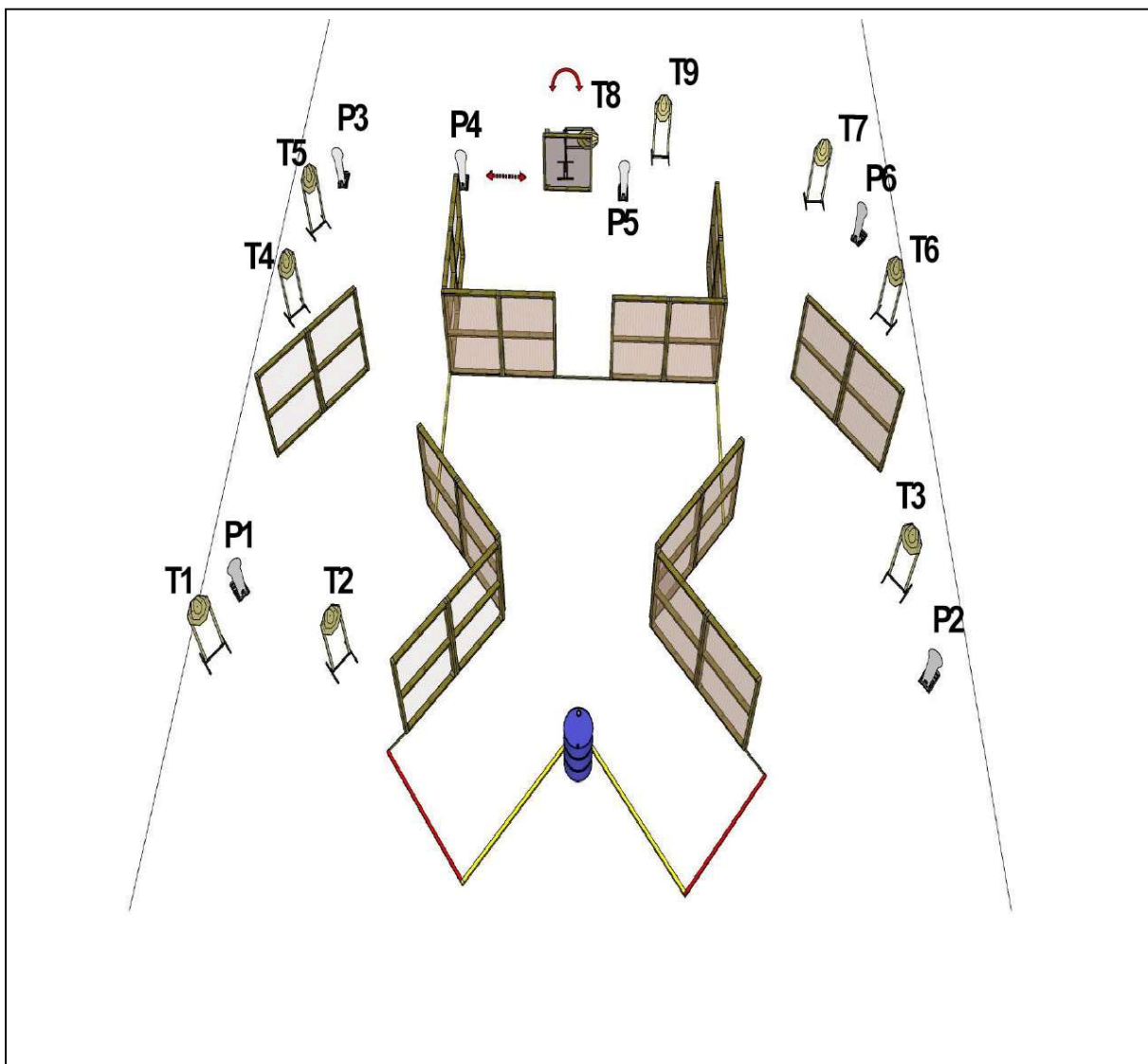
COF	Medium Course				STAGE 6
Targets	IPSC Targets	IPSC Mini-Targets	IPSC Poppers	IPSC Mini-Poppers	IPSC Metal Plates
	10	-	-	3	-
Minimum number of rounds	23		Max points	115	
The Firearm Ready Condition	Loaded (Option 1)				
Start Position	Standing in area on mark				
Start Signal	Audible signal				
Procedure	At the start signal engage targets				
Remarks	IPSC popper P1 activate moving target T8 as indicated. Target stay visible.				



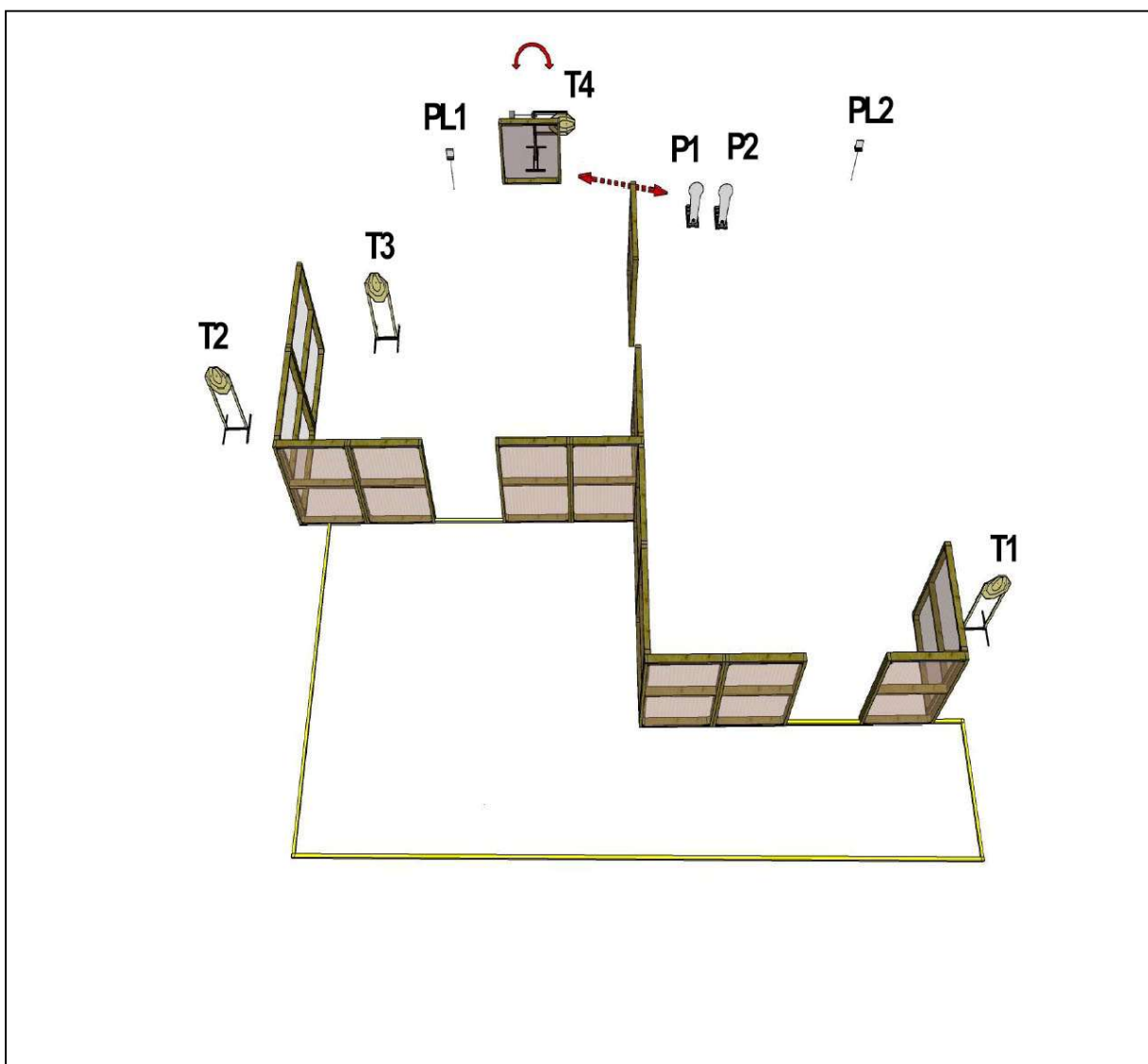
COF	Short Course				STAGE 7
Targets	IPSC Targets	IPSC Mini-Targets	IPSC Poppers	IPSC Mini-Poppers	IPSC Metal Plates
	4	-	-	-	4
Minimum number of rounds	12		Max points	60	
The Firearm Ready Condition	Loaded (Option 1)				
Start Position	Standing anywhere in area				
Start Signal	Audible signal				
Procedure	At the start signal engage targets				
Remarks	Pulling handle activates swinging targets PL2/PL3. Targets stays visible.				



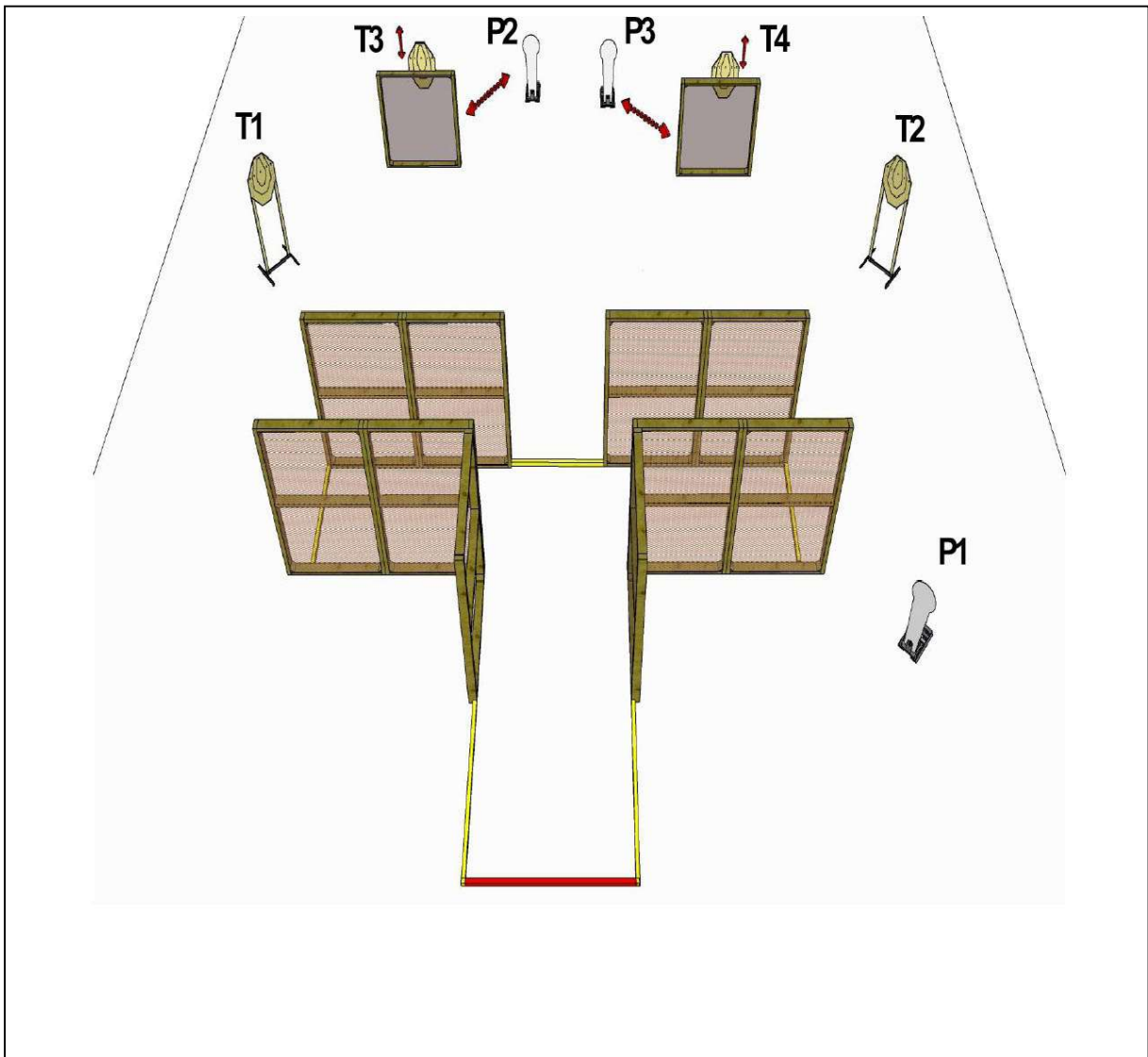
COF	Medium Course				STAGE 8
Targets	IPSC Targets	IPSC Mini-Targets	IPSC Poppers	IPSC Mini-Poppers	IPSC Metal Plates
	7	-	-	5	3
Minimum number of rounds	22		Max points	110	
The Firearm Ready Condition	Loaded (Option 1)				
Start Position	Standing in area on mark				
Start Signal	Audible signal				
Procedure	At the start signal engage targets				
Remarks					



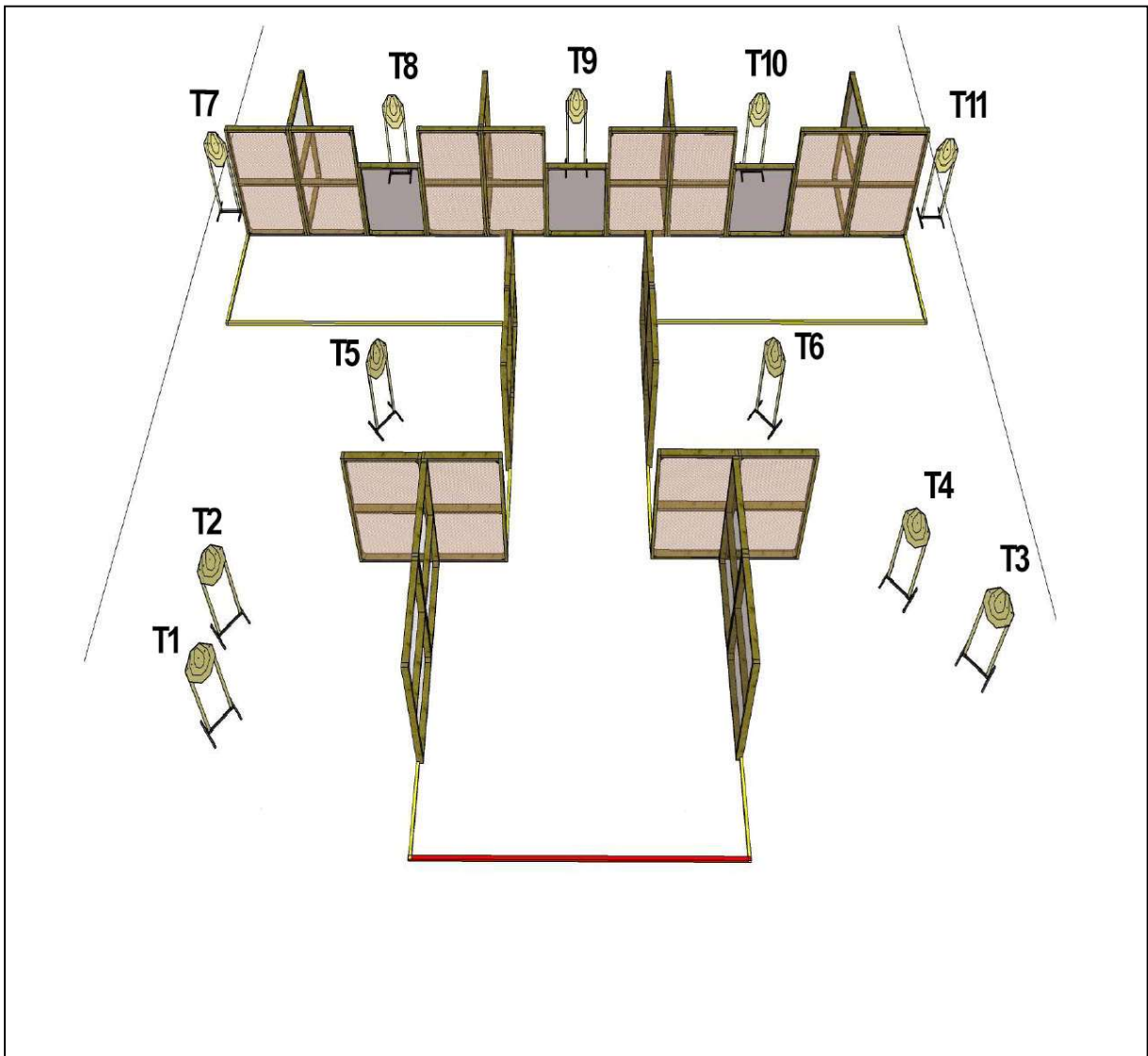
COF	Medium Course				STAGE 9
Targets	IPSC Targets	IPSC Mini-Targets	IPSC Poppers	IPSC Mini-Poppers	IPSC Metal Plates
	9	-	-	6	-
Minimum number of rounds	24		Max points	120	
The Firearm Ready Condition	Loaded (Option 1)				
Start Position	Standing in area on mark, left or right. Heels touching the mark.				
Start Signal	Audible signal				
Procedure	At the start signal engage targets				
Remarks	IPSC popper P4 activates moving target T8 as indicated. Target stays visible.				



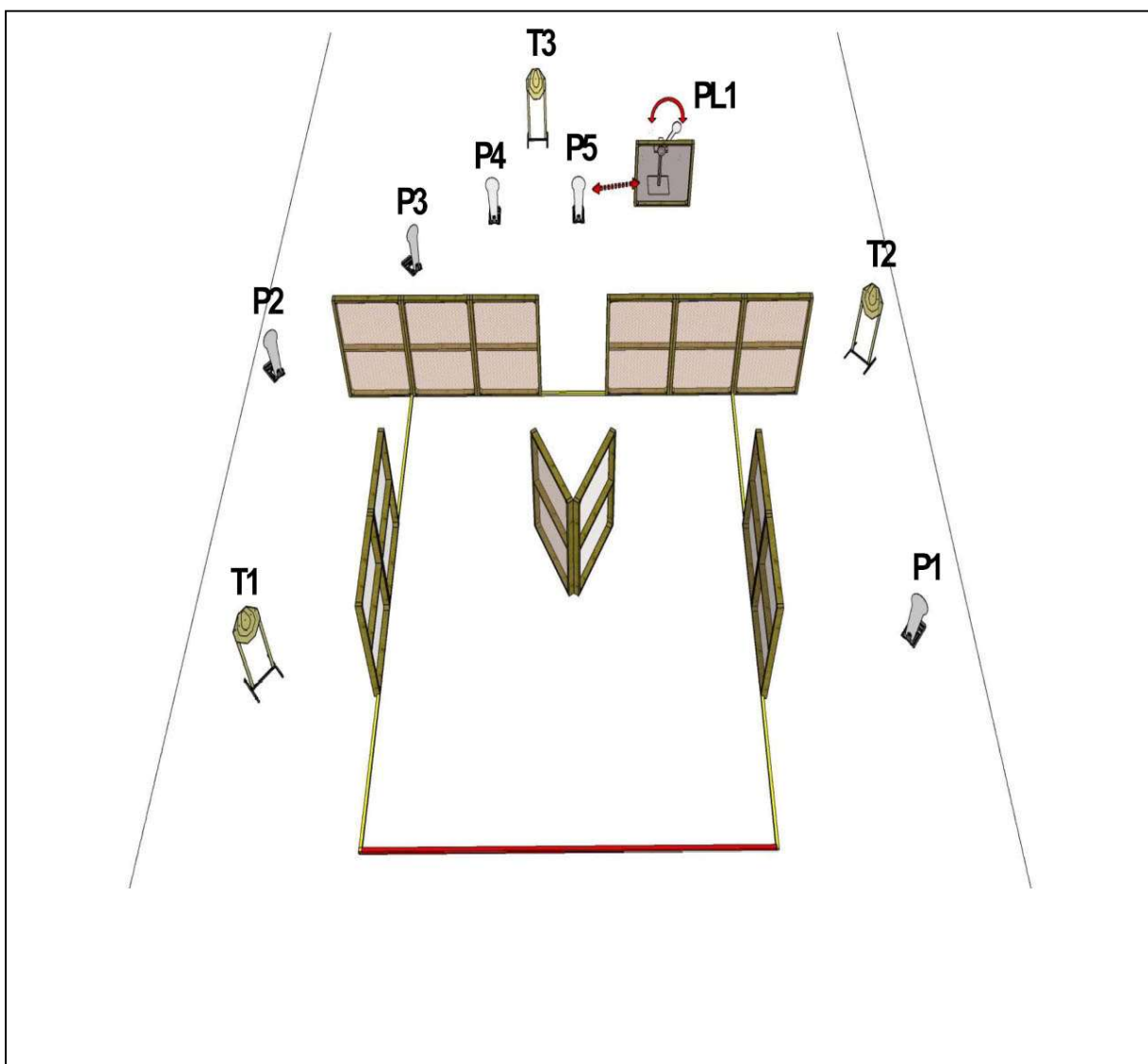
COF	Short Course				STAGE 10
Targets	IPSC Targets	IPSC Mini-Targets	IPSC Poppers	IPSC Mini-Poppers	IPSC Metal Plates
	4	-	-	2	2
Minimum number of rounds	12		Max points	60	
The Firearm Ready Condition	Loaded (Option 1)				
Start Position	Standing anywhere in area				
Start Signal	Audible signal				
Procedure	At the start signal engage targets				
Remarks	IPSC popper P1 activates moving target T4 as indicated. Target stays visible.				



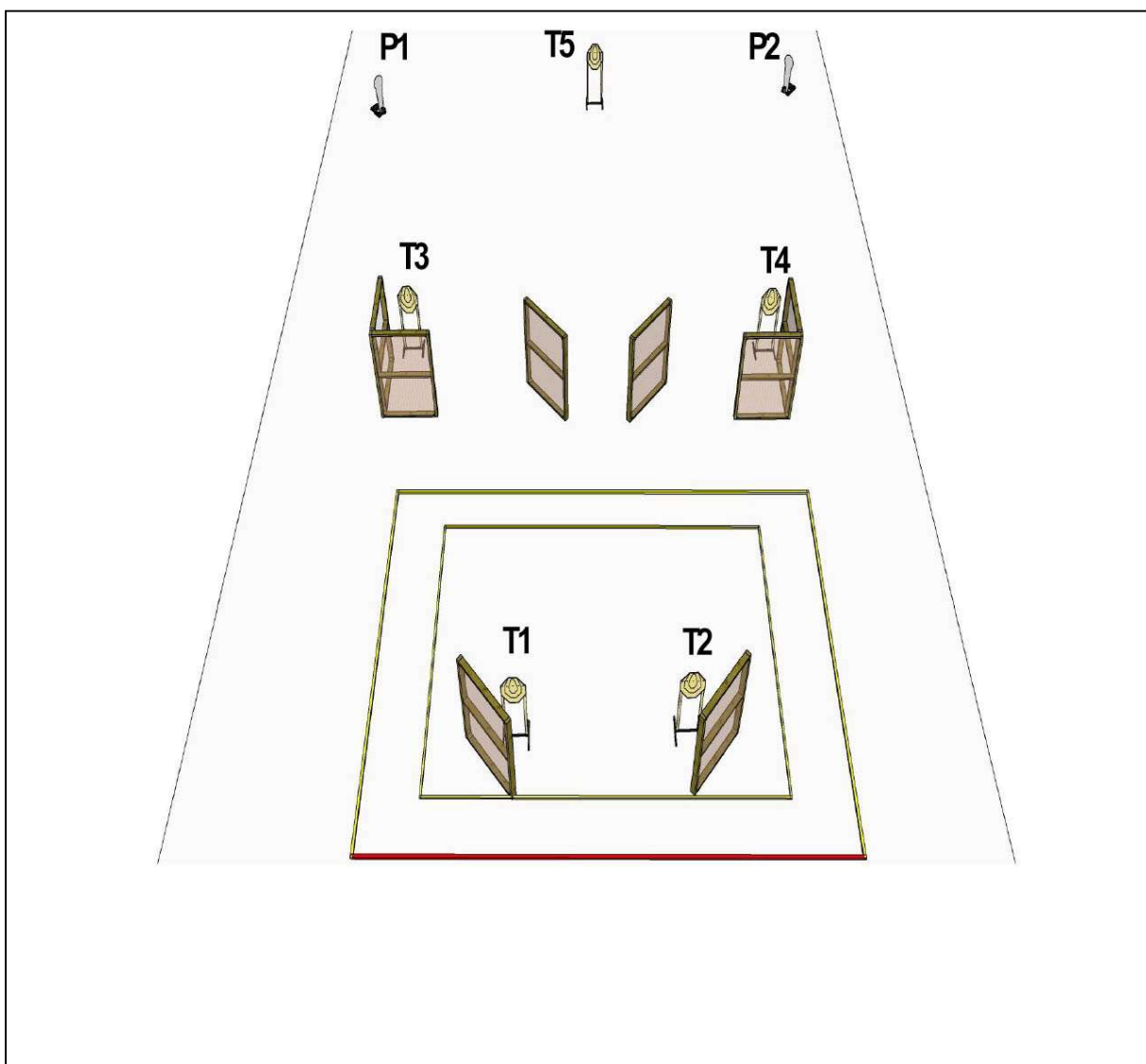
COF	Short Course				STAGE 11
Targets	IPSC Targets	IPSC Mini-Targets	IPSC Poppers	IPSC Mini-Poppers	IPSC Metal Plates
	4	-	-	3	-
Minimum number of rounds	11		Max points	55	
The Firearm Ready Condition	Loaded (Option 1)				
Start Position	Standing in area on mark. Heels touching the mark				
Start Signal	Audible signal				
Procedure	At the start signal engage targets				
Remarks	IPSC popper P2 activates moving target T3, IPSC popper P3 activates moving target T4, as indicated. Targets stays visible.				



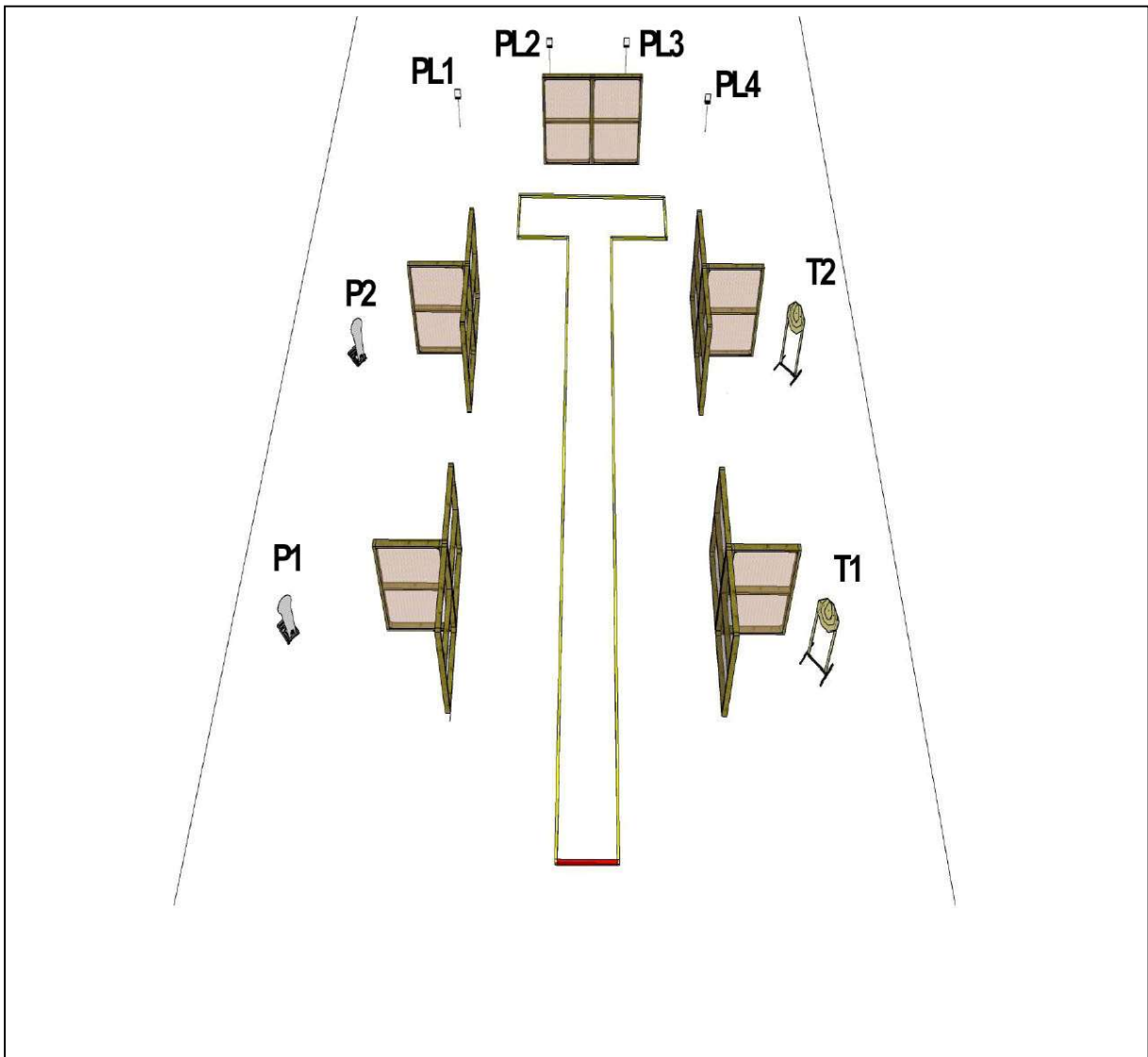
COF	Medium Course				STAGE 12
Targets	IPSC Targets 11	IPSC Mini-Targets -	IPSC Poppers -	IPSC Mini-Poppers -	IPSC Metal Plates -
Minimum number of rounds	22		Max points	110	
The Firearm Ready Condition Start Position Start Signal Procedure Remarks	Loaded (Option 1) Standing in area on mark. Heels touching the mark Audible signal At the start signal engage targets				



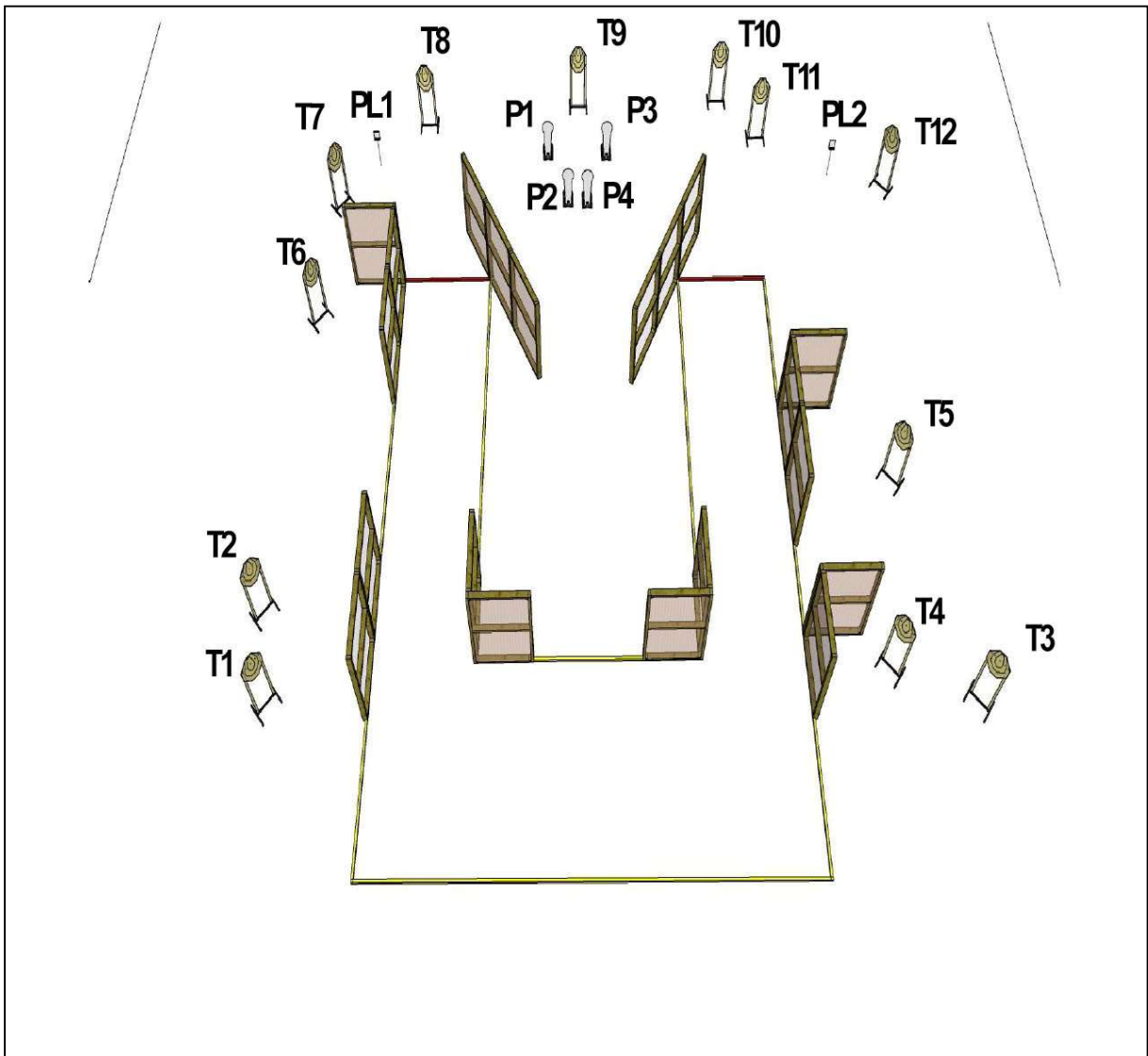
COF	Short Course				STAGE 13
Targets	IPSC Targets	IPSC Mini-Targets	IPSC Poppers	IPSC Mini-Poppers	IPSC Metal Plates
	3	-	-	5	1
Minimum number of rounds	12		Max points	60	
The Firearm Ready Condition	Loaded (Option 1)				
Start Position	Standing in area on mark. Heels touching the mark				
Start Signal	Audible signal				
Procedure	At the start signal engage targets				
Remarks	IPSC popper P5 activates moving target PL1 as indicated. Target stays visible.				



COF	Short Course				STAGE 14
Targets	IPSC Targets	IPSC Mini-Targets	IPSC Poppers	IPSC Mini-Poppers	IPSC Metal Plates
	5	-	-	2	-
Minimum number of rounds	12		Max points	60	
The Firearm Ready Condition Start Position Start Signal Procedure Remarks	Loaded (Option 1) Standing in area on mark. Heels touching the mark Audible signal At the start signal engage targets				



COF	Short Course				STAGE 15
Targets	IPSC Targets	IPSC Mini-Targets	IPSC Poppers	IPSC Mini-Poppers	IPSC Metal Plates
	2	-	-	2	4
Minimum number of rounds	10		Max points	50	
The Firearm Ready Condition	Loaded (Option 1)				
Start Position	Standing in area on mark. Heels touching the mark				
Start Signal	Audible signal				
Procedure	At the start signal engage targets				
Remarks	Weak shoulder only				



COF	Long Course				STAGE 16
Targets	IPSC Targets	IPSC Mini-Targets	IPSC Poppers	IPSC Mini-Poppers	IPSC Metal Plates
	12	-	-	4	2
Minimum number of rounds	30		Max points	150	
The Firearm Ready Condition	Loaded (Option 1)				
Start Position	Standing in area on mark, left or right				
Start Signal	Audible signal				
Procedure	At the start signal engage targets				
Remarks					