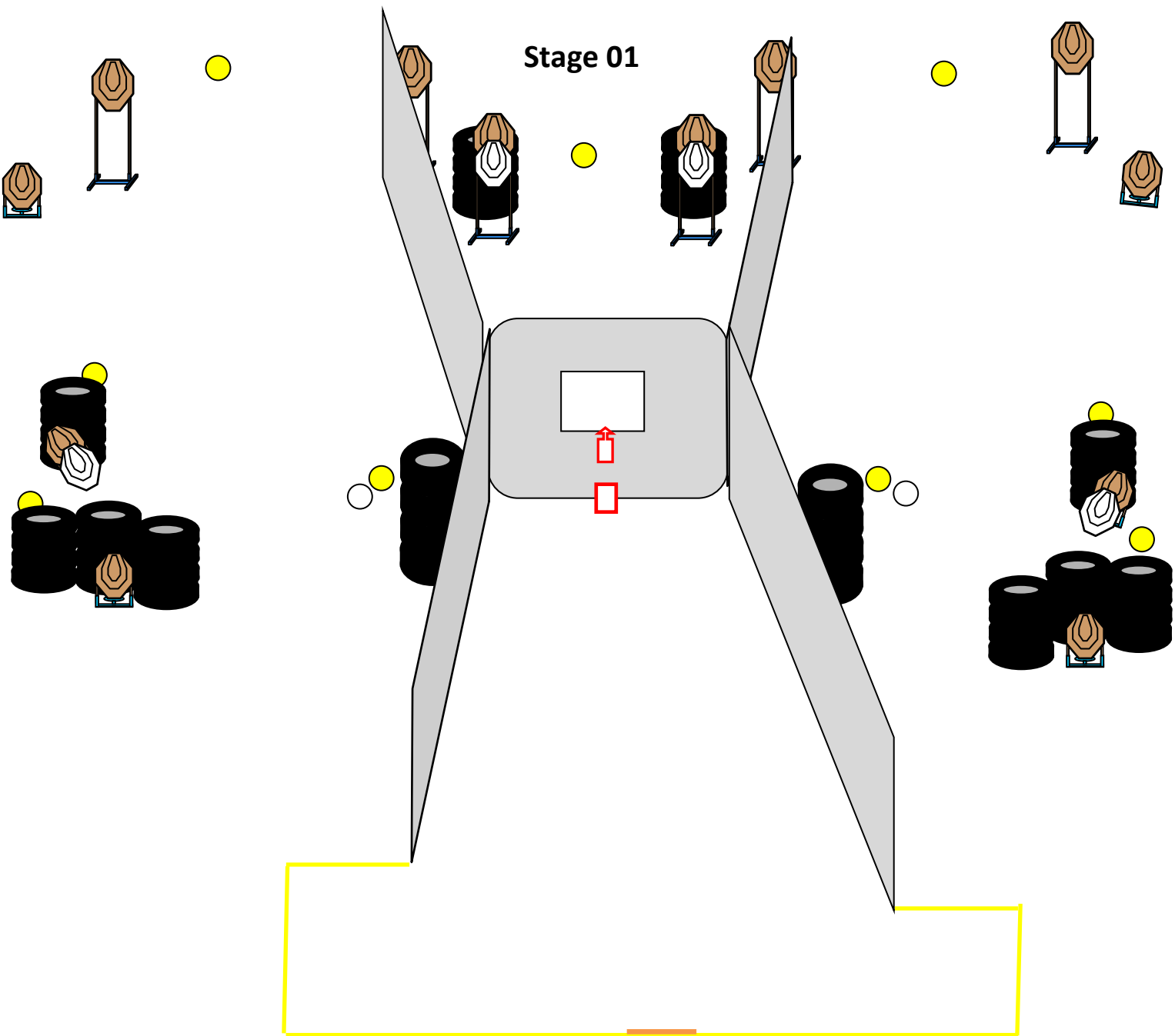
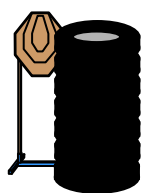


## Resumo de Disparos de Mini Rifle

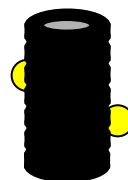
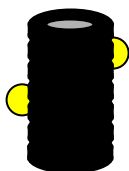
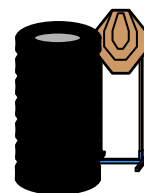
Stage	Target	Mini target	Popper	Plate	Total
<b>01</b>	12			9	<b>33</b>
<b>02</b>	2			6	<b>10</b>
<b>03</b>	10				<b>20</b>
<b>04</b>	5			10	<b>20</b>
<b>05</b>	4		2		<b>10</b>
<b>06</b>	6			8	<b>20</b>
<b>07</b>	5				<b>10</b>
<b>08</b>	7		2	4	<b>20</b>
<b>09</b>	3			4	<b>10</b>
<b>10</b>	4			2	<b>10</b>
<b>11</b>	8			14	<b>30</b>
<b>12</b>	3		4		<b>10</b>
<b>Total</b>	69		8	57	<b>203</b>



<b>Stage:</b>	<b>01 Mini Rifle</b>
Target's:	12 IPSC Targets and 09 IPSC metal plates.
Distance:	10 to 30 mt.
Number of rounds to be scored:	33
Rifle ready condition:	Loaded with empty chamber (option 2).
Start position:	Erect and relaxed standing within the designated area, as shown, firearm on the rack.
Start:	On the audible signal.
Procedure:	On the start signal engage target's from of the designated area.

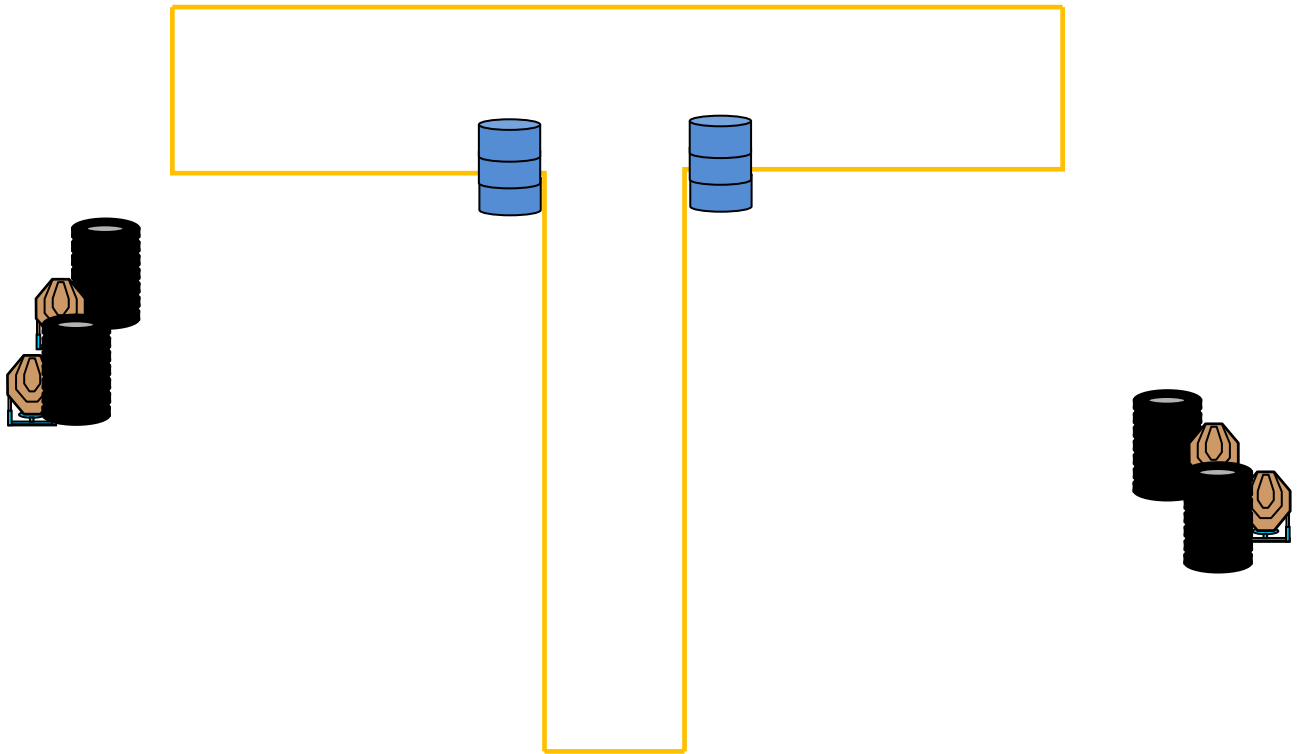

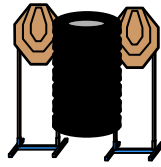



## Stage 02



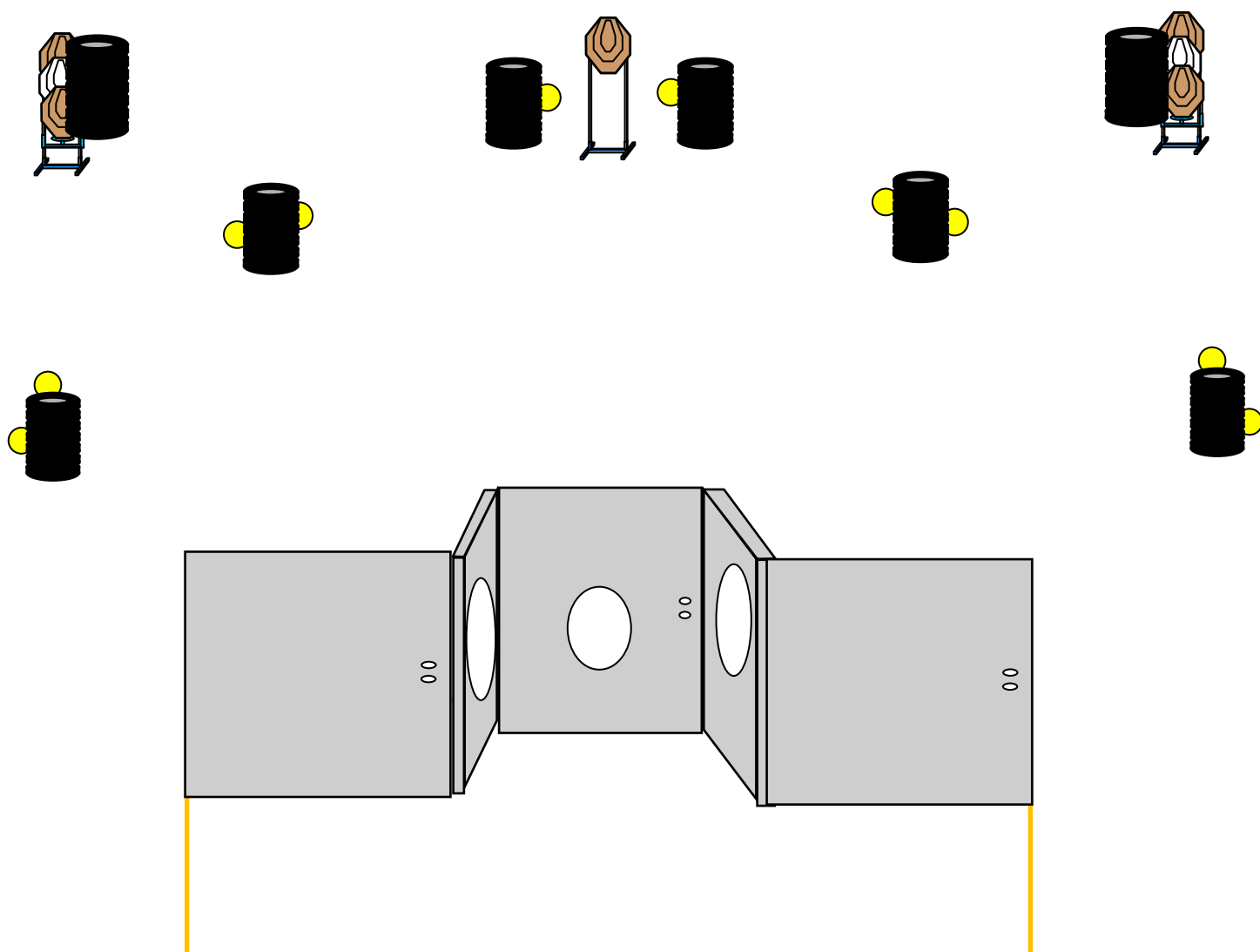
<b>Stage:</b>	<b>02 Mini Rifle</b>
Target's:	02 IPSC Targets and 06 IPSC metal plates.
Distance:	10 - 30 mt.
Number of rounds to be scored:	10
Rifle ready condition:	Loaded (option1).
Start position:	Standing erect in the shooting area with firearm held in both hands, stock touching at hip level, muzzle pointing downrange with the finger's outside the trigger guard, loading port facing ground.
Start:	On audible signal.
Procedure:	On the start signal engage target's from of the designated area.

### Stage 3



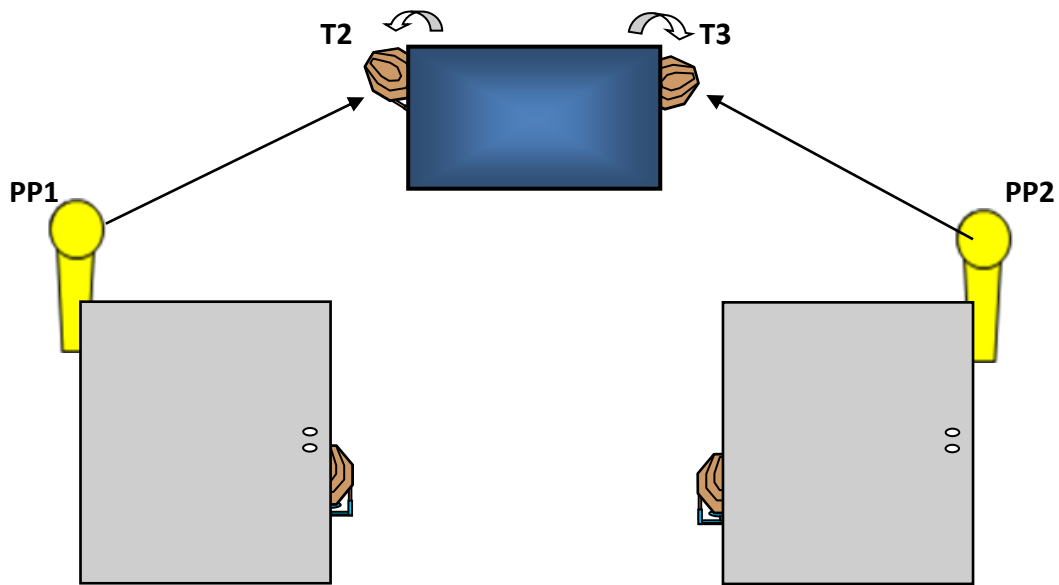
<b>Stage :</b>	<b>03 Mini Rifle</b>
Target's:	10 IPSC Targets.
Distance:	8 - 15 mt.
Number of rounds to be scored:	20
Rifle ready condition:	Loaded (option 1).
Start position:	Standing erect in the shooting area with firearm held in both hands, stock touching at hip level, muzzle pointing downrange with the finger's outside the trigger guard, loading port facing ground.
Start:	On the audible signal.
Procedure:	On the start signal engage target's from of the designated area.

## Stage 04



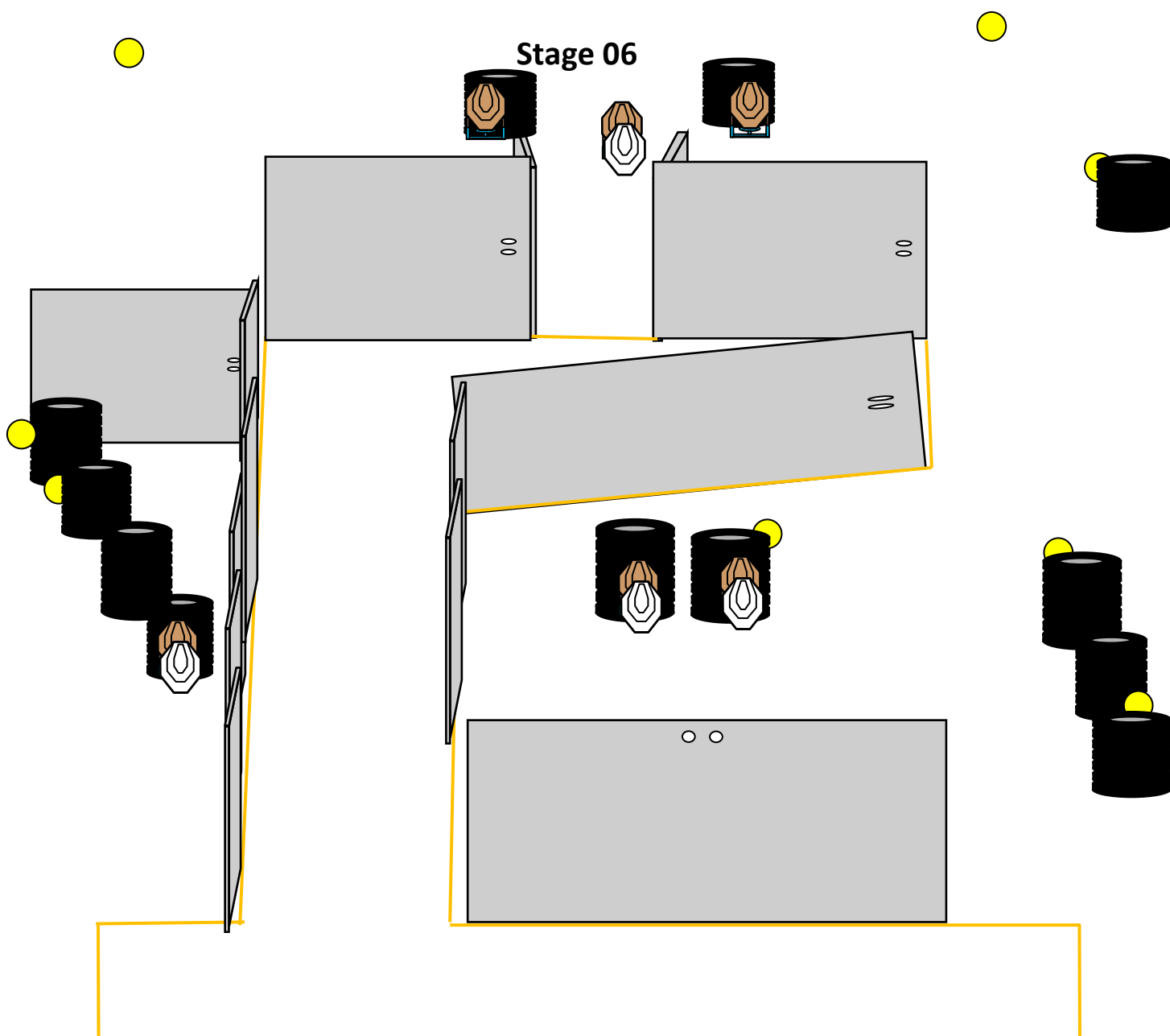
<b>Stage :</b>	<b>04 Mini Rifle</b>
Target's:	05 IPSC Targets and 10 IPSC metal plates.
Distance:	8 - 30 mt.
Number of rounds to be scored:	20
Rifle ready condition:	Loaded (option 1).
Start position:	Standing erect in the shooting area with firearm held in both hands, stock touching at hip level, muzzle pointing downrange with the finger's outside the trigger guard, loading port facing ground.
Start:	On the audible signal.
Procedure:	On the start signal engage target's from of the designated area.

## Stage 05

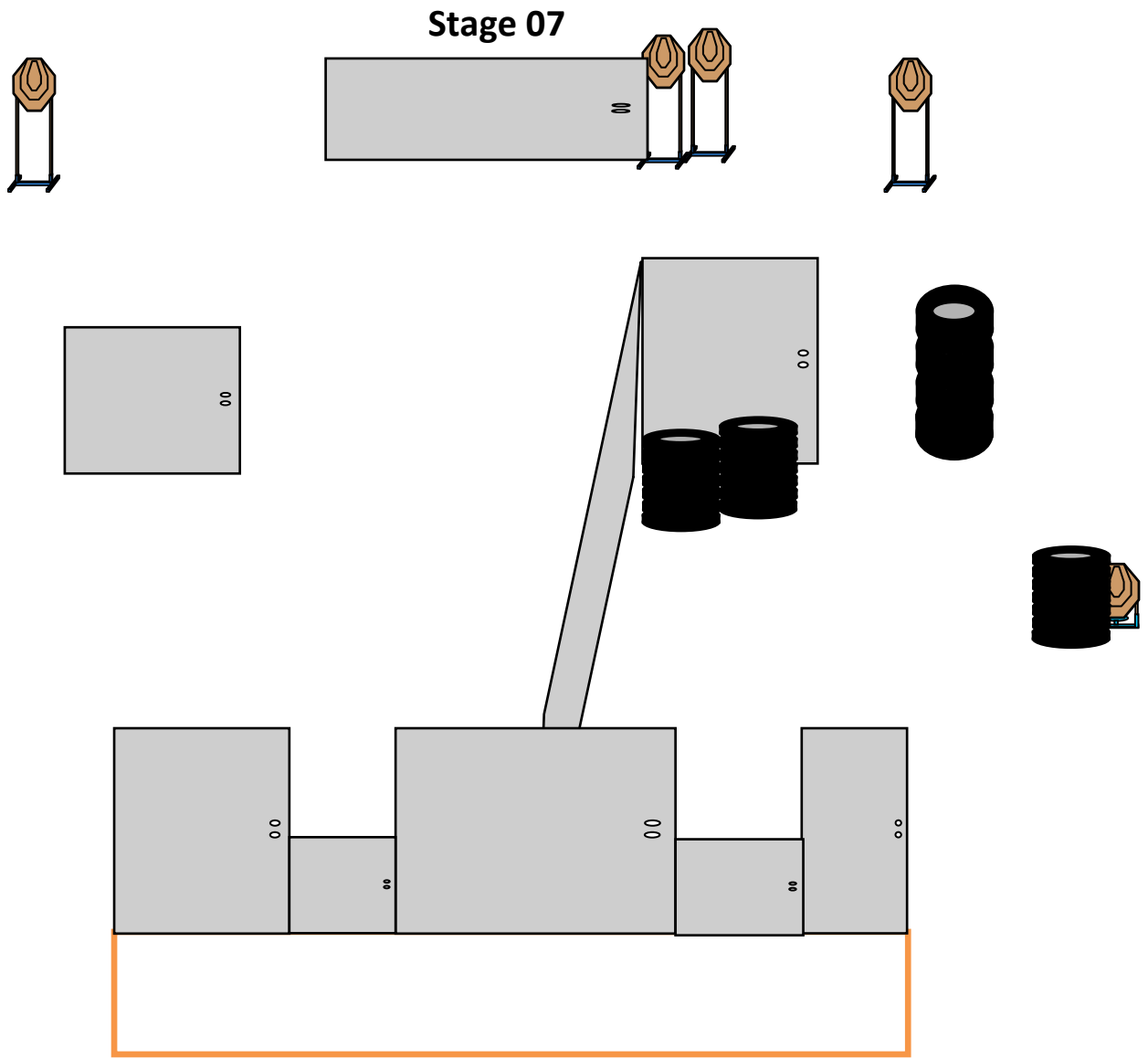


<b>Stage :</b>	<b>05 Mini Rifle</b>
Target's:	4 IPSC targets, and 02 IPSC metal popper's..
Distance:	10 - 15 mt.
Number of rounds to be scored:	10
Rifle ready condition:	Unloaded (option 3).
Start position:	Standing erect in the shooting area, the rifle area on the table and all ammo in the box.
Start:	On the audible signal.
Procedure:	On the start signal engage target's from of the designated area. Note: The PP1 activate T2 and PP2 activate T3, both remain visible at the rest.

## Stage 06



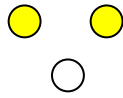
Stage :	06 Mini Rifle
Target's:	06 IPSC Targets and 08 IPSC metal plates.
Distance:	10 - 15 mt.
Number of rounds to be scored:	20
Rifle ready condition:	Loaded (option 1).
Start position:	Standing erect in the shooting area with firearm held in both hands, stock touching at hip level, muzzle pointing downrange with the finger's outside the trigger guard, loading port facing ground.
Start:	On the audible signal.
Procedure:	On the start signal engage target's from of the designated area.



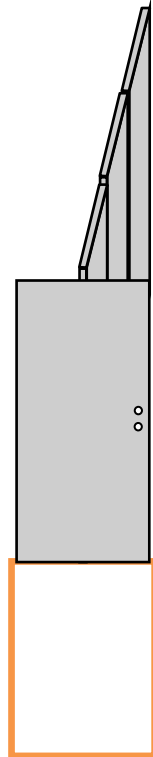
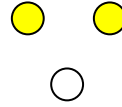
<b>Stage :</b>	<b>07 Mini Rifle</b>
Target´s:	05 IPSC Targets.
Distance:	10 - 25 mt.
Number of rounds to be scored:	10
Rifle ready condition:	Loaded (option 1).
Start position:	Standing erect in the shooting area, heels touching the start line with firearm held in both hands, stock touching at hip level, muzzle pointing downrange with the finger's outside the trigger guard, loading port facing ground.
Start:	On the audible signal.
Procedure:	On the start signal engage target's from of the designated area.



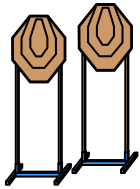




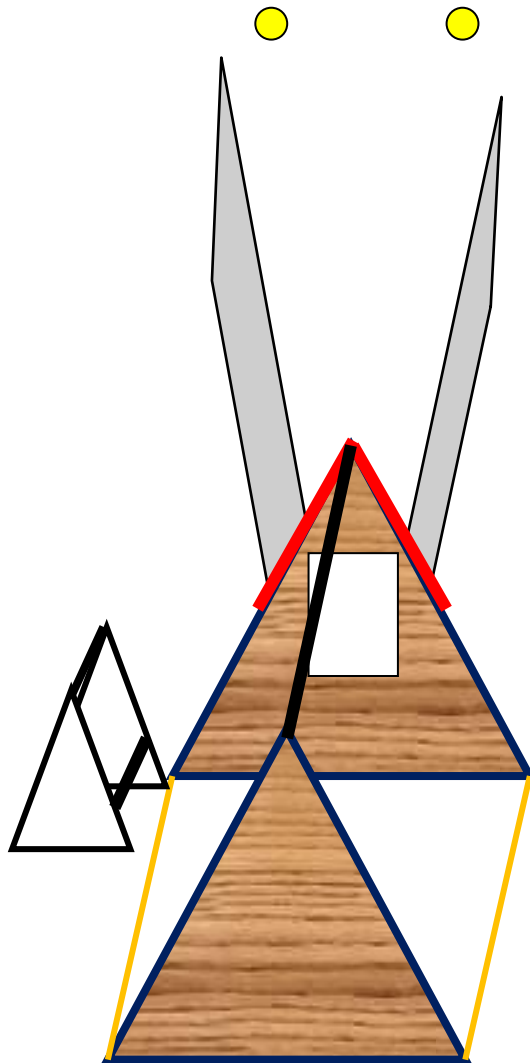
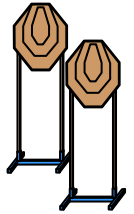
### Stage 09



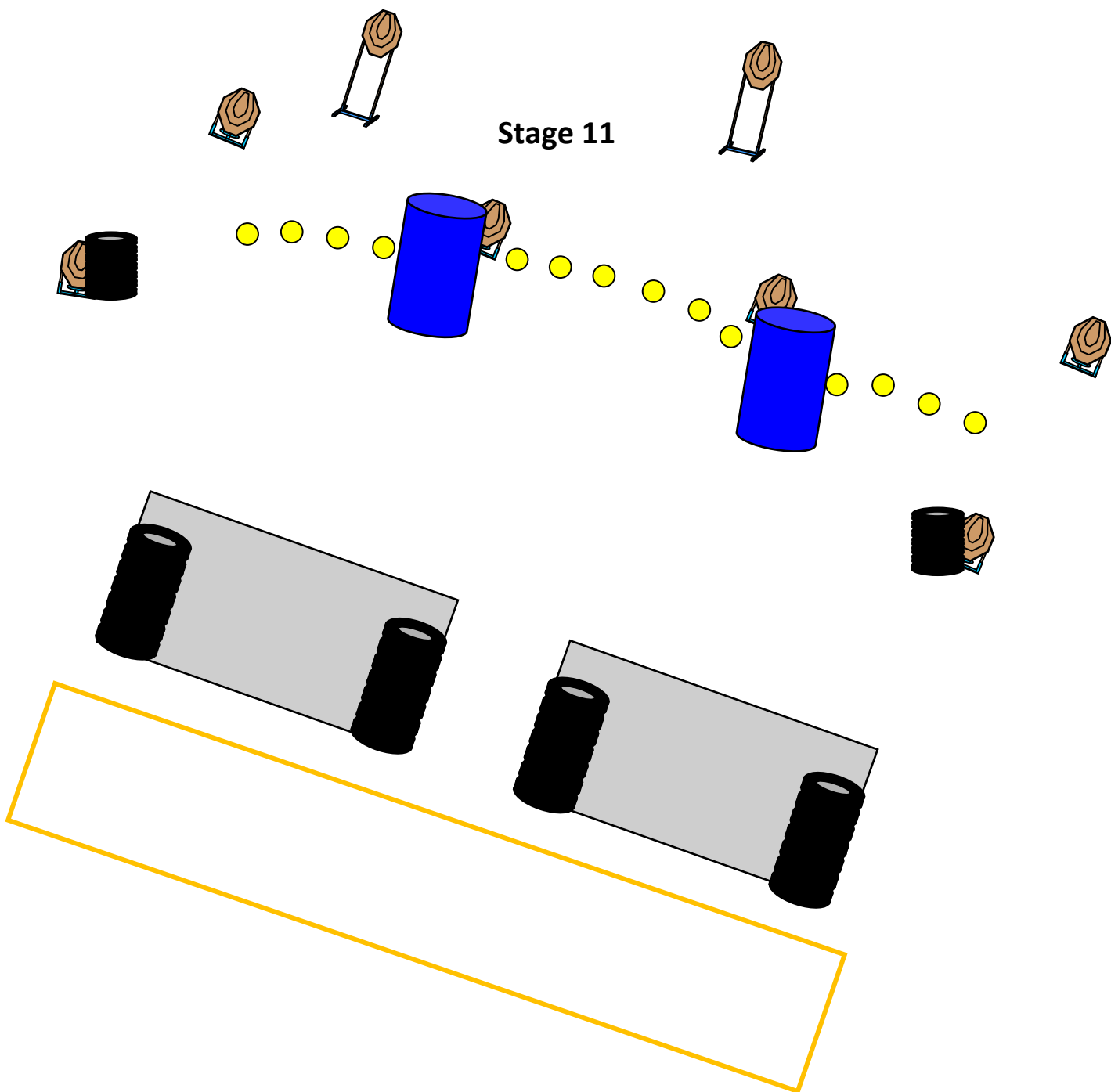
<b>Stage :</b>	<b>09 Mini Rifle</b>
Target's:	03 IPSC Targets and 04 IPSC metal plate.
Distance:	10 a 35 mt.
Number of rounds to be scored:	10
Rifle ready condition:	Loaded (option 1).
Start position:	Standing erect in the shooting area with firearm held in both hands, stock touching at hip level, muzzle pointing downrange with the finger's outside the trigger guard, loading port facing ground.
Start:	On the audible signal.
Procedure:	On the start signal engage target's from of the designated area.



## Stage 10



<b>Stage :</b>	<b>10 Mini Rifle</b>
Target's:	04 IPSC Targets and 2 IPSC metal platess.
Distance:	10 - 15 mt.
Number of rounds to be scored:	10
Rifle ready condition:	Unloaded (option 3).
Start position:	Standing erect in the shooting area, hands touching the red bar, unloaded firearm on the rack.
Start:	On the audible signal.
Procedure:	On the start signal engage target's from of the designated area.

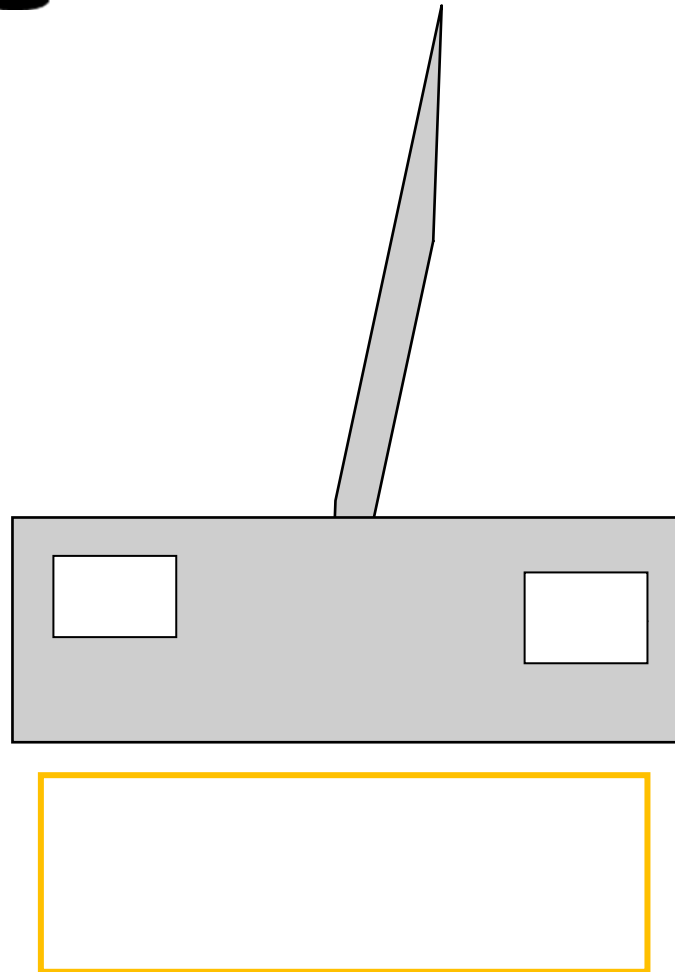
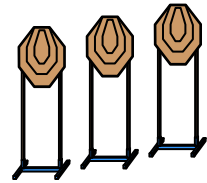


## Stage 11

### 11 Mini Rifle

<b>Stage :</b>	<b>11 Mini Rifle</b>
Target's:	08 IPSC Targets and 14 IPSC metal plates.
Distance:	10 - 35 mt.
Number of rounds to be scored:	30
Rifle ready condition:	Loaded (option 1).
Start position:	Standing erect in the shooting area with firearm held in both hands, stock touching at hip level, muzzle pointing downrange with the finger's outside the trigger guard, loading port facing ground.
Start:	On the audible signal.
Procedure:	On the start signal engage target's from of the designated area.

## Stage 12



<b>Stage :</b>	<b>12 Mini Rifle</b>
Target's:	03 IPSC Targets and 04 IPSC Poppers.
Distance:	60 - 80 mt.
Number of rounds to be scored:	10
Rifle ready condition :	Loaded (option 1).
Start position:	Standing erect in the shooting area with firearm held in both hands, stock touching at hip level, muzzle pointing downrange with the finger's outside the trigger guard, loading port facing ground.
Start:	On the audible signal.
Procedure:	On the start signal engage target's from of the designated area.