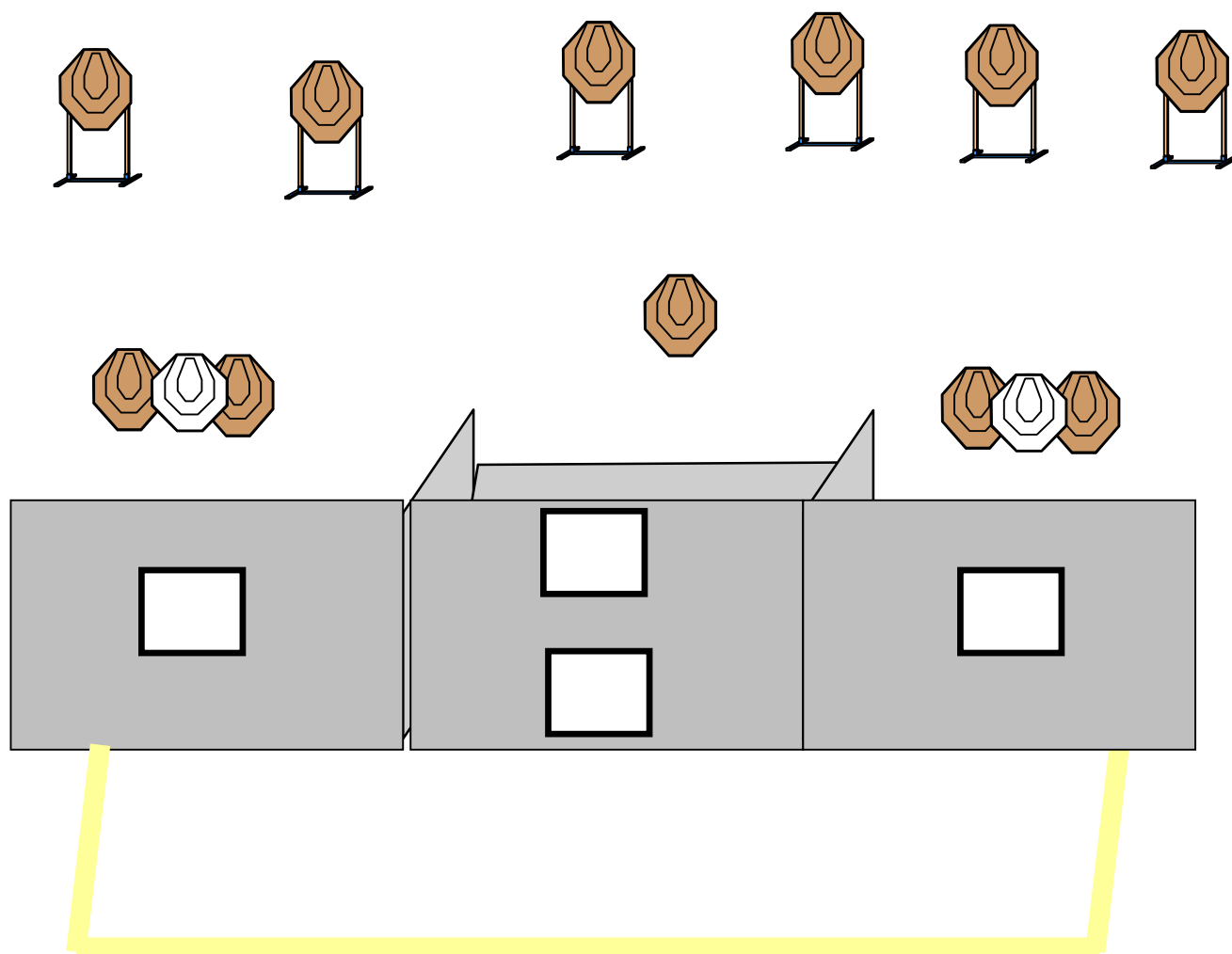


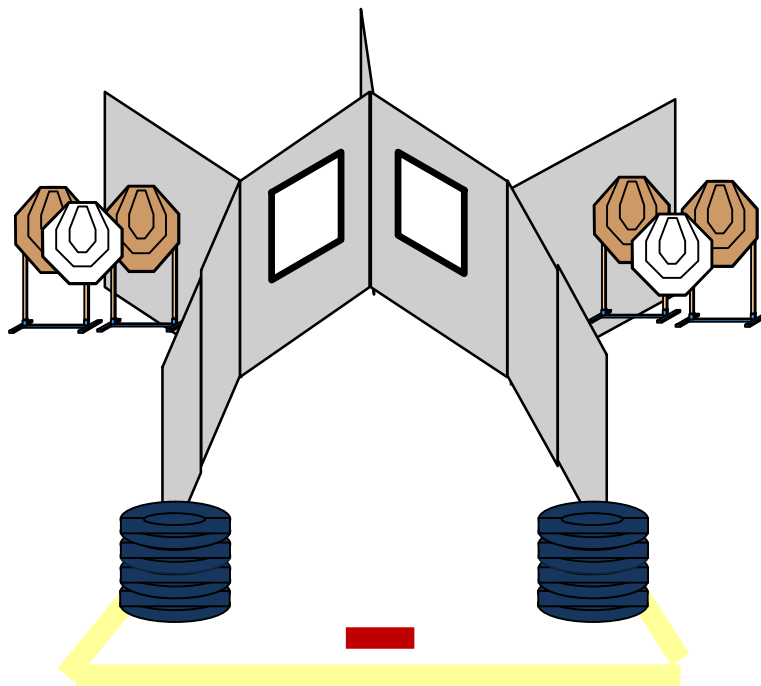
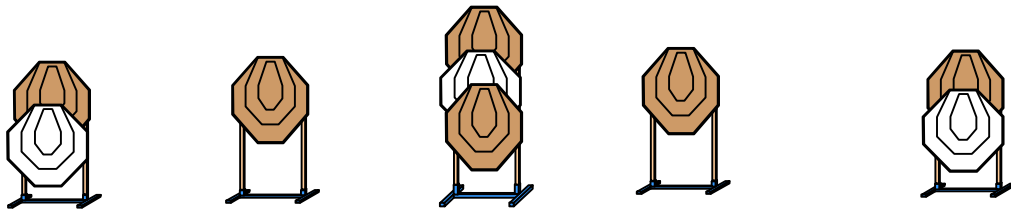
Stage 1:

- Targets: 11 IPSC Mini Target.
- Rounds to be scored: 22.
- Starting position: Standing inside the area.
- Procedure: At the signal, engage the targets from within the designated area.



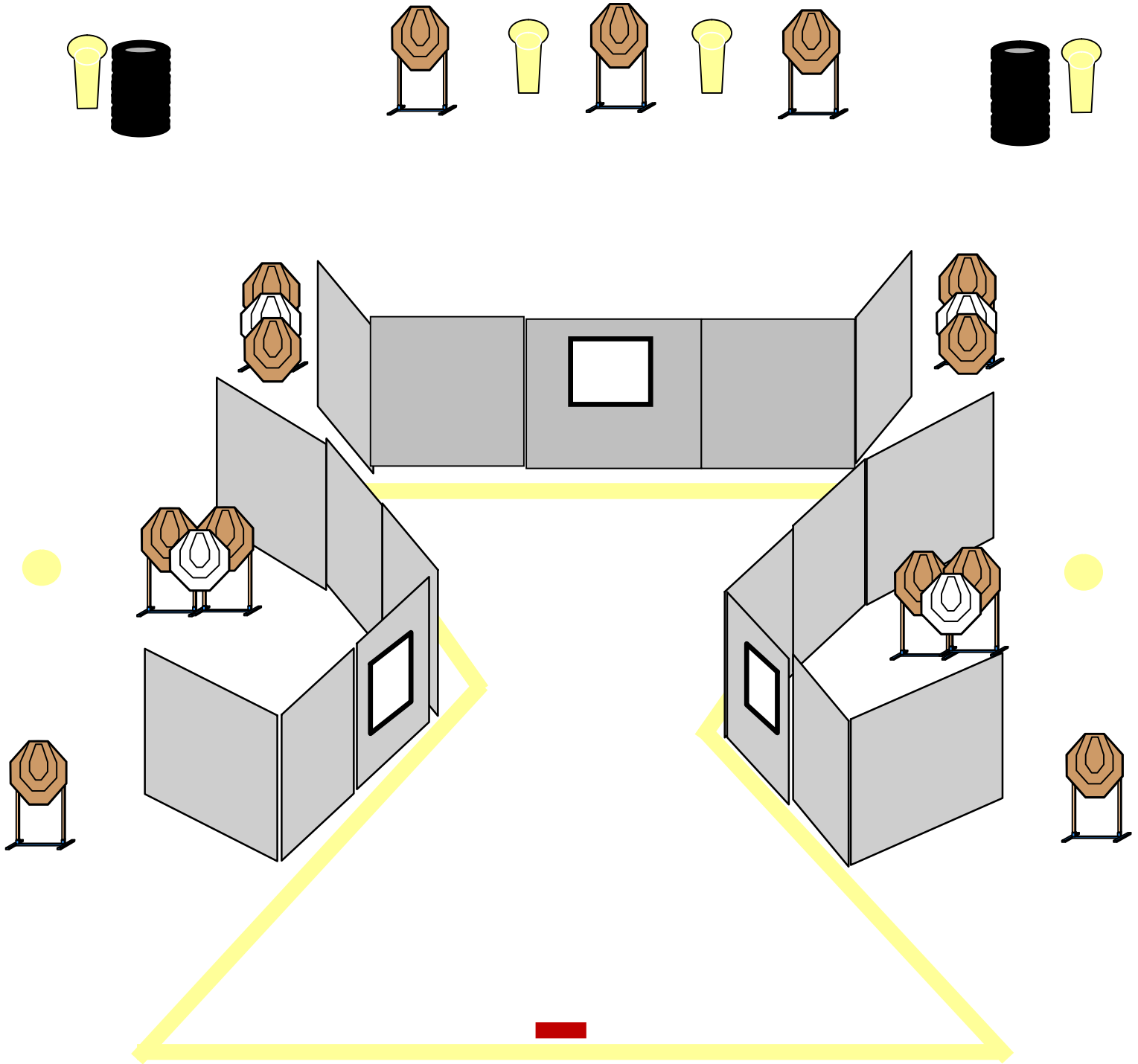
Stage 2:

- Targets: 10 IPSC Mini Target.
- Rounds to be scored: 20.
- Starting position: Standing, with the heels touching the start line.
- Gun start condition: Chamber and magwell empty on a table and the magazines to be used on the other table.
- Procedure: At the signal, engage the targets from within the designated area.





Stage 3:

- Targets: 13 IPSC Target, 4 IPSC Popper, 2 IPSC Plate.
- Rounds to be scored: 32.
- Starting position: Standing, with the heels touching the start line.
- Gun start condition: Chamber empty , magazine inserted, holstered.
- Procedure: At the signal, engage the targets from within the designated area.



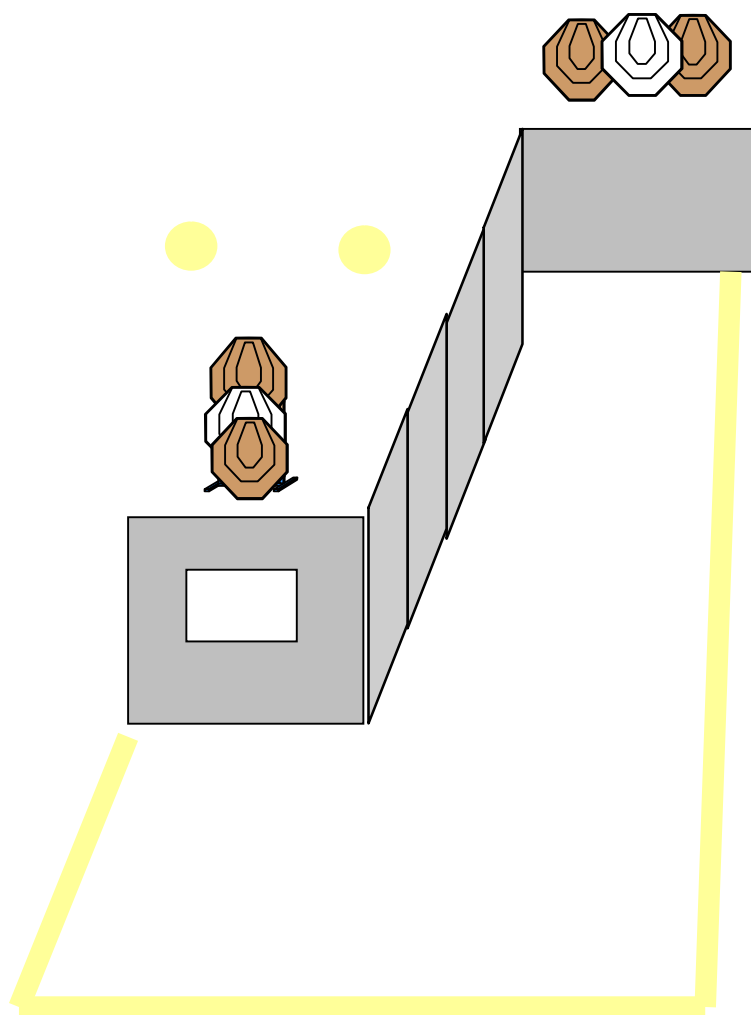
Stage 4:

- Targets: 3 IPSC Target, 1 IPSC Popper.
- Rounds to be scored: 7.
- Starting position: Standing inside the area.
- Gun start condition: Gun loaded on the table.
- Procedure: At the signal, engage the targets from within the designated area. WITH THE WEAK HAND ONLY. IP1 activates T3, which remain visible at rest.



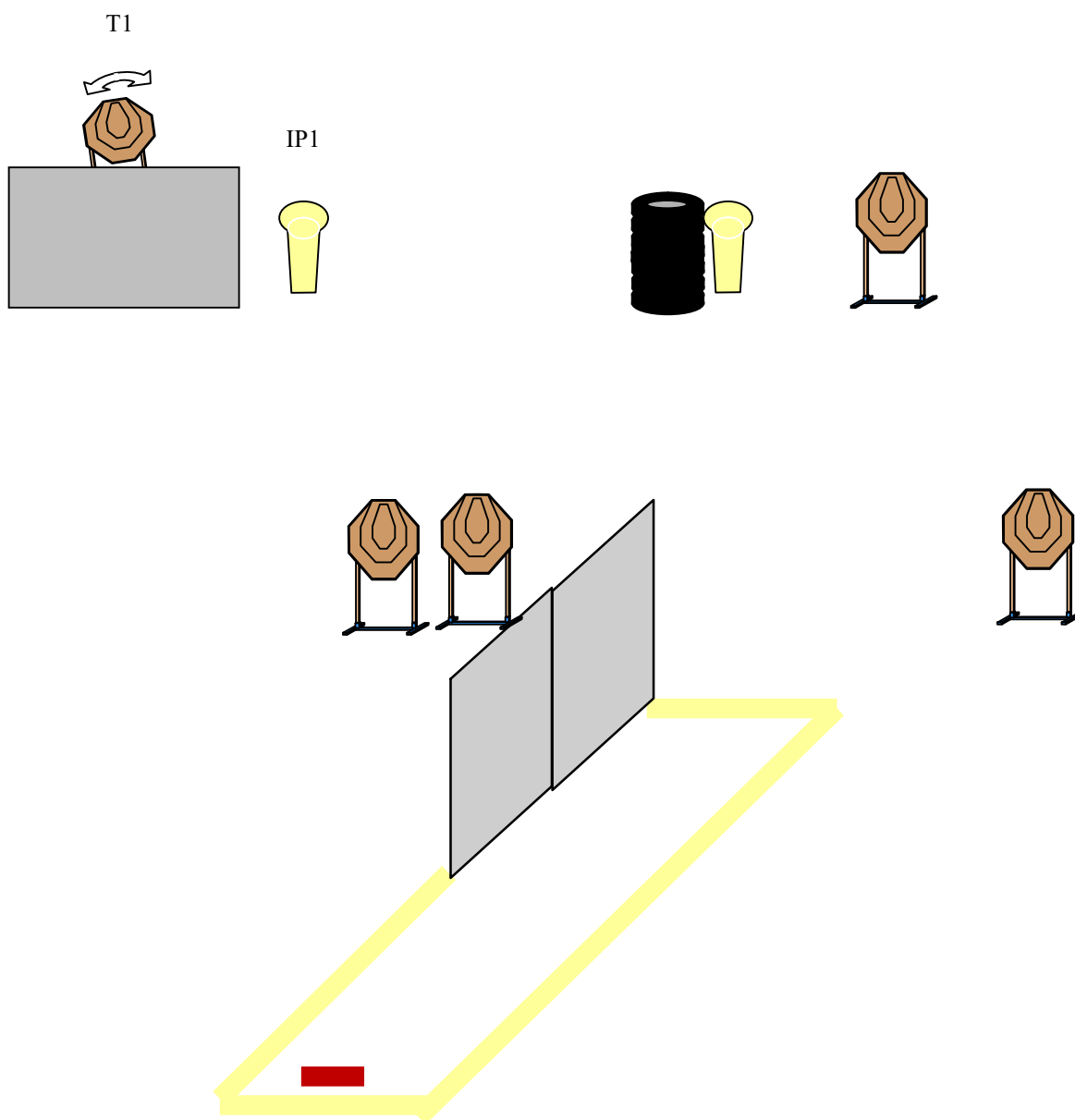
Stage 5:

- Targets: 4 IPSC Target, 2 IPSC Plate.
- Rounds to be scored: 10.
- Starting position: Standing inside the area.
- Procedure: At the signal, engage the targets from within the designated area.



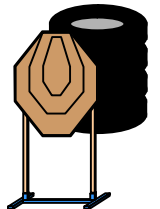
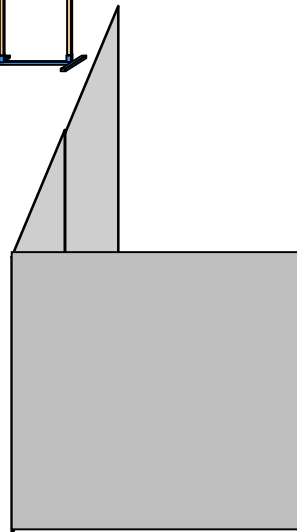
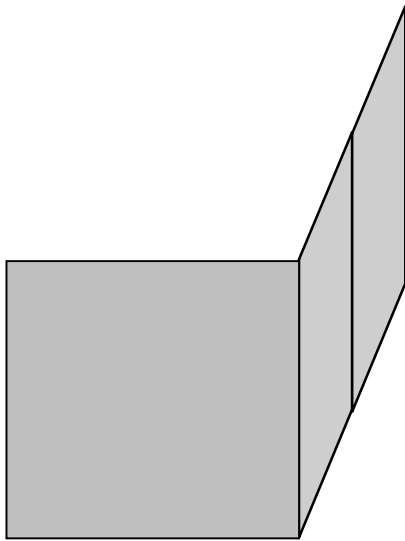
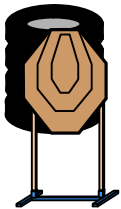
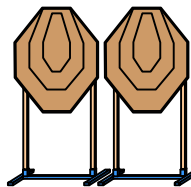
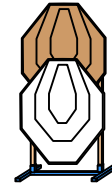
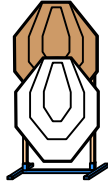
Stage 6:

- Targets: 5 IPSC Target, 2 IPSC Popper.
- Rounds to be scored: 12.
- Starting position: Standing, with the heels touching the start line.
- Procedure: At the signal, engage the targets from within the designated area. IP1 activates T1, which remains visible at rest.



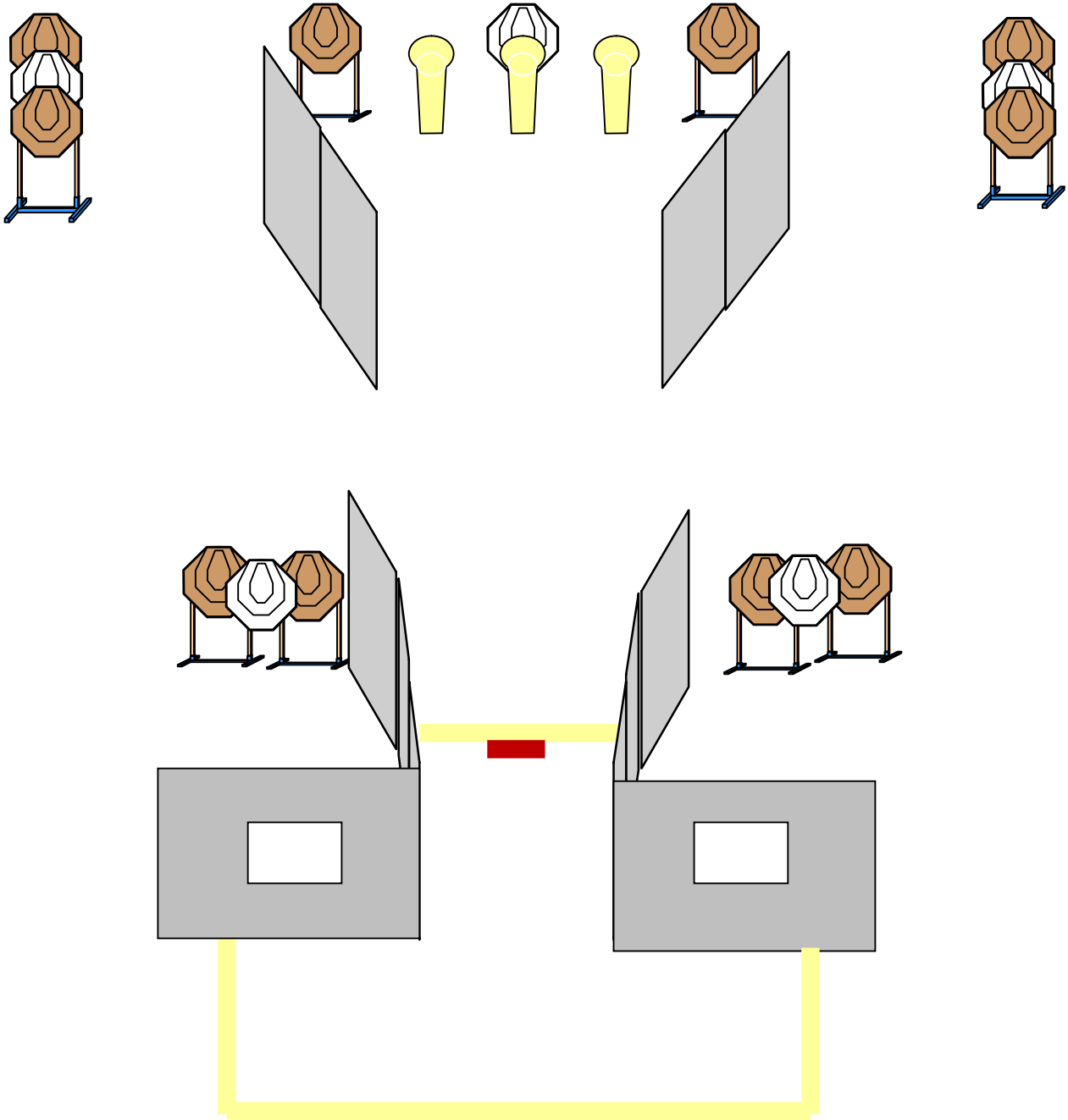
Stage 7:

- Targets: 6 IPSC Target.
- Rounds to be scored: 12.
- Starting position: Standing inside the area.
- Procedure: At the signal, engage the targets from within the designated area.



Stage 8:


- Targets: 10 IPSC Target, 3 IPSC Popper.
- Rounds to be scored: 23.
- Starting position: Standing, with your toes touching the start line.
- Procedure: At the signal, engage the targets from within the designated area.





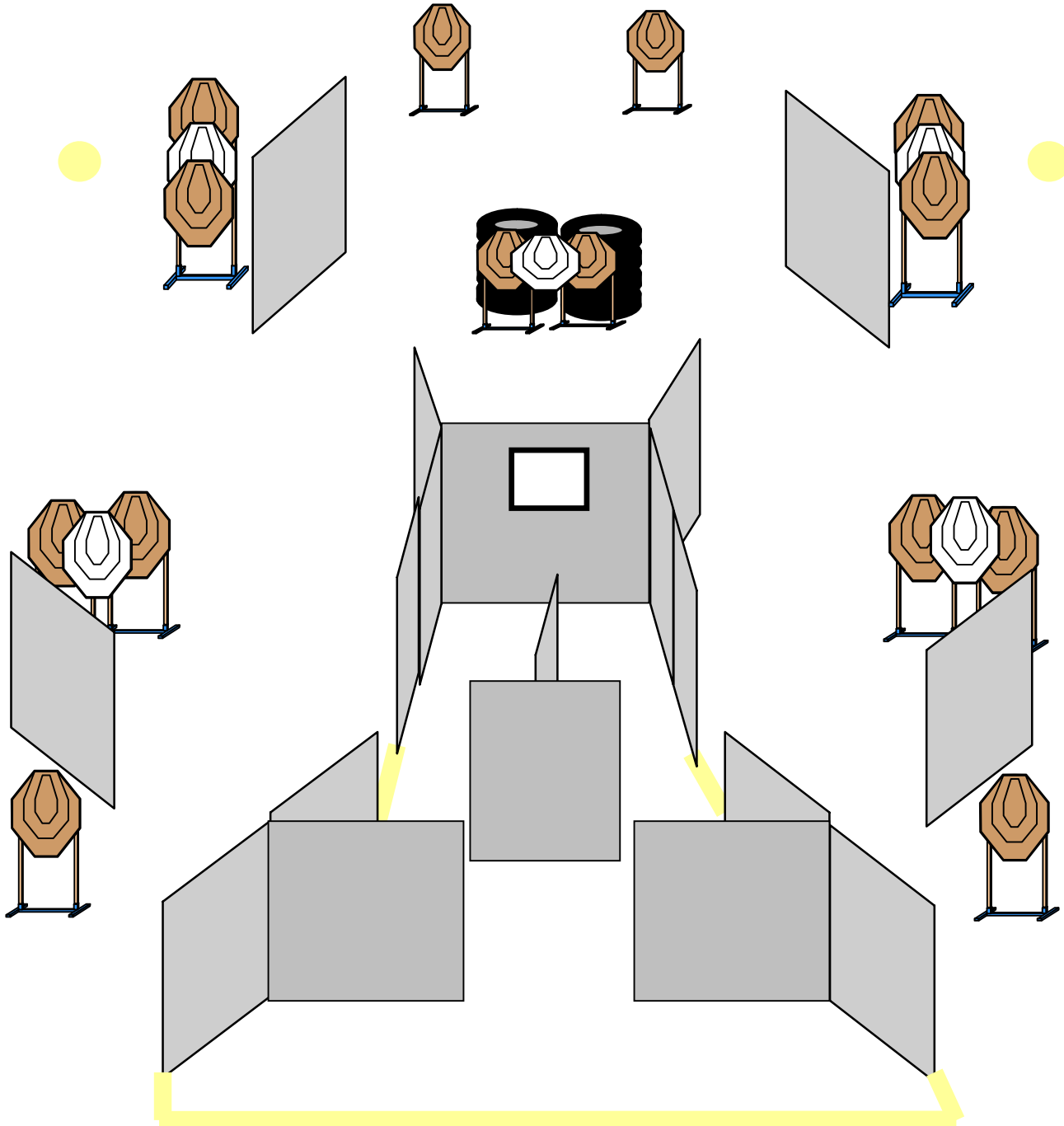
Stage 9:

- Targets: 9 IPSC Target, 3 IPSC Plate.
- Rounds to be scored: 21.
- Starting position: Standing inside the area.
- Procedure: At the signal, engage the targets from within the designated area.




Stage 10:

- Targets: 10 IPSC Target, 4 IPSC Mini Target, 2 IPSC Plate.
- Rounds to be scored: 30.
- Starting position: Standing inside the area.
- Procedure: At the signal, engage the targets from within the designated area.



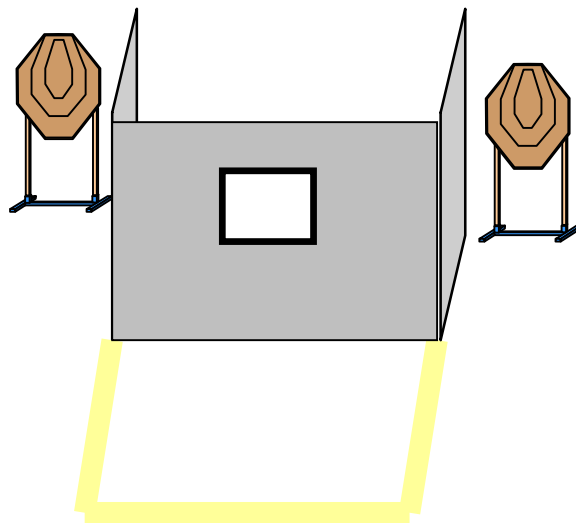

Stage 11:

- Targets: 3 IPSC Target, 2 IPSC Popper.
- Rounds to be scored: 8.
- Starting position: Standing inside the area.
- Gun start condition: Chamber and magwell empty holstered.
- Procedure: At the signal, engage the targets from within the designated area. IP2 activates T2, which remains visible at rest.





Stage 12:

- Targets: 2 IPSC Target, 2 IPSC Popper, 2 IPSC Plate.
- Rounds to be scored: 8.
- Starting position: Standing inside the area.
- Procedure: At the signal, engage the targets from within the designated area.



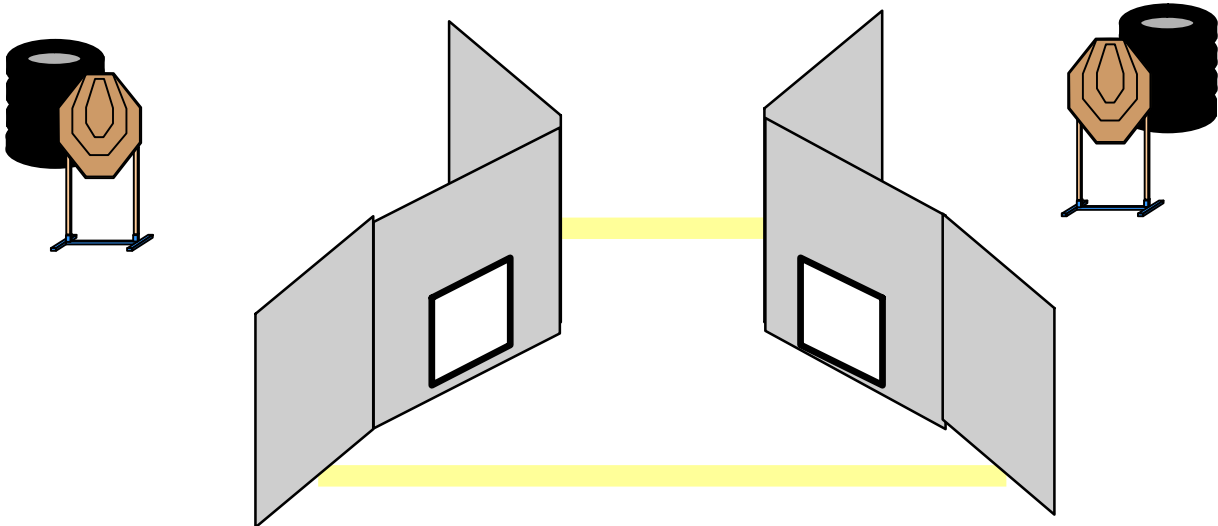
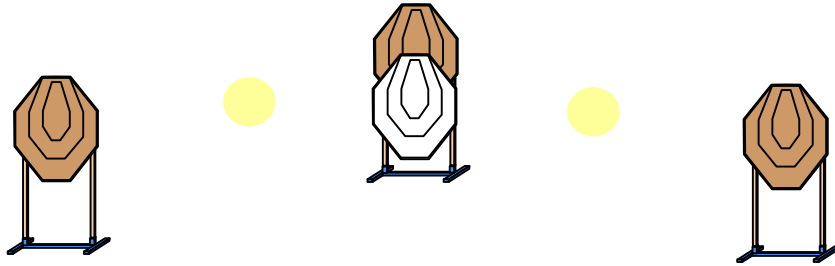
Stage 13:

- Targets: 4 IPSC Target, 4 IPSC Plate.
- Rounds to be scored: 12.
- Starting position: Standing inside the area.
- Procedure: At the signal, engage the targets from within the designated area.




Stage 14:

- Targets: 5 IPSC Target, 2 IPSC Plate.
- Rounds to be scored: 12.
- Starting position: Standing inside the area.
- Procedure: At the signal, engage the targets from within the designated area.



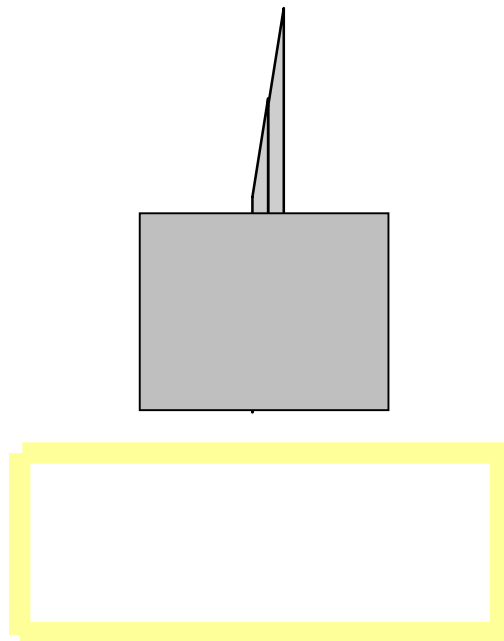
Stage 15:

- Targets: 7 IPSC Target, 3 IPSC Popper.
- Rounds to be scored: 17.
- Starting position: Standing inside the area.
- Procedure: At the signal, engage the targets from within the designated area. IP3 activates T5, which remains visible at rest.



Stage 16:

- Targets: 4 IPSC Target, 4 IPSC Plate.
- Rounds to be scored: 12.
- Starting position: Standing inside the area.
- Procedure: At the signal, engage the targets from within the designated area, WITH THE STRONG HAND ONLY.





Stage 17:

- Targets: 8 IPSC Target, 3 IPSC Plate.
- Rounds to be scored: 19.
- Starting position: Standing, with the heels touching the start line.
- Procedure: At the signal, engage the targets from within the designated area.

